

Добро пожаловать в О-ведущую

О-Leading стремится быть вашим партнером по комплексному решению в цепочке поставок EMS, включая разработку печатных плат, изготовление печатных плат и сборку печатных плат (PCBA). Мы предоставляем некоторые из самых передовых технологий печатных плат, в том числе печатные платы HDI, многослойные печатные платы, жесткие гибкие печатные платы. Мы можем поддержать от быстрого прототипа до среднего и массового производства. ([производитель многослойных печатных плат в Китае](#))

В целом, наши клиенты очень впечатлены нашими услугами: быстрое реагирование, конкурентоспособная цена и приверженность качеству. Обеспечение более ценного технического обслуживания и комплексных решений - это путь вперед.

Заглядывая в будущее, компания О-ведущая, как всегда, сосредоточится на инновациях и развитии технологий производства электроники и будет прилагать постоянные усилия для универсального обслуживания печатных плат и печатных плат, чтобы предоставлять первоклассные услуги и повышать ценность для наших клиентов.


Мы являемся профессиональным производителем печатных плат с более чем десятилетним опытом. Ассортимент продукции - односторонняя, двухсторонняя, многослойная печатная плата, гибкая печатная плата и MCPCB. Мы можем обеспечить быстрое обслуживание прототипа - S / S за 24 часа, 4-8 слоев за 48-96 рабочих часов.


Отверстия для медных пластин минимальные .025 AVG, мин .020 .. Отверстия не могут быть вставлены, [Многослойный производитель печатных плат Китай](#)

Упакуйте бесцветную прозрачную пузырьковую пленку, 25 шт. / Пакет, положите осушитель на бок, положите карточку индикатора влажности на верхнюю сторону

описание продукта

PCB P / N	Вне хватает паяльной маски с наполовину покрытым отверстием
Количество слоев	4L
материал	FR-4 TG170
Совет спасибо	1.6mm
медь спасибо	1/1/1 / 1oz
Наименьший размер отверстия	0.3mm
Количество отверстий (шт.)	98
линия с	5/5mil
Контроль импеданса. Да / Нет (Tol%)	N
Отделка поверхности	ENIG Au: 0,05-0,10UM
Паяльная маска шелкография	Черно-белый
Размер одной доски	Dim X (мм): 21; Dim Y (мм): 12
Panelisation	Тусклый X (мм): 90; Тусклый Y (мм): 68; Нет ИБП: 16
Специально: отрывная маска	N
Маршрутизация / Штамповка	CNC





www.o-leading.com

Наша команда



Factory PCB



Automatic vacuum press machine



Drilling Machine



Pattern Plating Machine



Scrubbing Machine



Developing Machine



Routing Machine




High-speed flying probe machine



E-test Machine

Factory SMT



Сертификаты



Test Report

No. SZXEC1900530401 Date: 30 Mar 2019 Page 1 of 6

O-LEADING SUPPLY CHAIN (HK) CO., LIMITED

1313.FLOOR 13, FORTUNE BUILDING, DANSHUI TOWN, HUIYANG DISTRICT, HUIZHOU, GUANGDONG, CHINA

The following sample(s) was/were submitted and identified on behalf of the clients as : OSP

SGS Job No. : RP19-005089 - SZ
Date of Sample Received : 22 Mar 2019
Testing Period : 22 Mar 2019 - 30 Mar 2019
Test Requested : Selected test(s) as requested by client.
Test Method : Please refer to next page(s).
Test Results : Please refer to next page(s).

Conclusion : Based on the performed tests on submitted sample(s), the results of Lead, Mercury, Cadmium, Hexavalent chromium, Polybrominated biphenyls (PBBs), Polybrominated diphenyl ethers (PBDEs) and Phthalates such as Bis(2-ethylhexyl) phthalate (DEHP), Butyl benzyl phthalate (BBP), Dibutyl phthalate (DBP), and Diisobutyl phthalate (DIBP) comply with the limits as set by RoHS Directive (EU) 2015/863 amending Annex II to Directive 2011/65/EU.

Signed for and on behalf of
SGS-CSTC Standards Technical Services Co., Ltd. Shenzhen Branch

Tina

Tina Fan
Approved Signatory



Unless otherwise agreed in writing, this document is issued by the Company subject to its General Conditions of Service printed
overleaf, available on request or accessible at <http://www.sgs.com/terms-and-conditions> and, for electronic format documents,
subject to Terms and Conditions for Electronic Documents at <http://www.sgs.com/terms-and-conditions>. Attention is drawn to the limitation of liability, indemnification and jurisdiction issues defined therein. Any holder of this document is
advised that information contained herein reflects the Company's findings at the time of its intervention only and within the limits of
Client's instructions. If any, the Company's sole responsibility is to its Client and this document does not constitute a contract or a
transaction that exceeds all their rights and obligations under the transaction documents. This document cannot be reproduced
or used in any way without prior written approval of the Company. Any unauthorized alteration, forgery or falsification of the content
or appearance of this document is unlawful and offenders may be prosecuted to the fullest extent of the law. Unless otherwise stated the
results shown in this test report refer only to the samples tested.

To ensure the confidentiality of testing, SGS-CSTC Standards Technical Services Co., Ltd. Shenzhen Branch is not responsible for any information (including the results of testing) that is disclosed to any third party without the prior written approval of the Company. Any holder of this document is advised that information contained herein reflects the Company's findings at the time of its intervention only and within the limits of Client's instructions. If any, the Company's sole responsibility is to its Client and this document does not constitute a contract or a transaction that exceeds all their rights and obligations under the transaction documents. This document cannot be reproduced or used in any way without prior written approval of the Company. Any unauthorized alteration, forgery or falsification of the content or appearance of this document is unlawful and offenders may be prosecuted to the fullest extent of the law. Unless otherwise stated the results shown in this test report refer only to the samples tested.

SGS-CSTC Standards Technical Services Co., Ltd. Shenzhen Branch
地址: 深圳市福田区华强北路4302号汇富中心三楼3051室 邮编: 518129 | 电话: 755-25228888 | 传真: 755-8100190 | www.sgs.com 中国·深圳

Member of the SGS Group (SGS SA)



Test Report

No. SZXEC1900530401 Date: 30 Mar 2019 Page 2 of 6

Test Results :

Test Part Description :

Specimen No.	SGS Sample ID	Description
SN1	SZX19-005304.001	Green"PCB"

Remarks :

- (1) 1 mg/kg = 1 ppm = 0.0001%
- (2) MDL = Method Detection Limit
- (3) ND = Not Detected (< MDL)
- (4) "-" = Not Regulated

RoHS Directive (EU) 2015/863 amending Annex II to Directive 2011/65/EU

Test Method : With reference to IEC 62321-4:2013+A1:2017, IEC 62321-5:2013, IEC 62321-7-2:2017, IEC 62321-6:2015 and IEC 62321-8:2017, analyzed by ICP-OES, UV-Vis and GC-MS.

Test Item(s)	Limit	Unit	MDL	007
Cadmium (Cd)	100	mg/kg	2	ND
Lead (Pb)	1,000	mg/kg	2	8
Mercury (Hg)	1,000	mg/kg	2	ND
Hexavalent Chromium (Cr(VI))	1,000	mg/kg	8	ND
Sum of PBBs	1,000	mg/kg	-	ND
Monobromobiphenyl	-	mg/kg	5	ND
Dibromobiphenyl	-	mg/kg	5	ND
Tribromobiphenyl	-	mg/kg	5	ND
Tetrabromobiphenyl	-	mg/kg	5	ND
Pentabromobiphenyl	-	mg/kg	5	ND
Hexabromobiphenyl	-	mg/kg	5	ND
Heptabromobiphenyl	-	mg/kg	5	ND
Octabromobiphenyl	-	mg/kg	5	ND
Nonabromobiphenyl	-	mg/kg	5	ND
Decabromobiphenyl	-	mg/kg	5	ND
Sum of PBDEs	1,000	mg/kg	-	ND
Monobromodiphenyl ether	-	mg/kg	5	ND
Dibromodiphenyl ether	-	mg/kg	5	ND
Tribromodiphenyl ether	-	mg/kg	5	ND
Tetrabromodiphenyl ether	-	mg/kg	5	ND
Pentabromodiphenyl ether	-	mg/kg	5	ND



Unless otherwise agreed in writing, this document is issued by the Company subject to its General Conditions of Service printed
overleaf, available on request or accessible at <http://www.sgs.com/terms-and-conditions> and, for electronic format documents,
subject to Terms and Conditions for Electronic Documents at <http://www.sgs.com/terms-and-conditions>. Attention is drawn to the limitation of liability, indemnification and jurisdiction issues defined therein. Any holder of this document is
advised that information contained herein reflects the Company's findings at the time of its intervention only and within the limits of
Client's instructions. If any, the Company's sole responsibility is to its Client and this document does not constitute a contract or a
transaction that exceeds all their rights and obligations under the transaction documents. This document cannot be reproduced
or used in any way without prior written approval of the Company. Any unauthorized alteration, forgery or falsification of the content
or appearance of this document is unlawful and offenders may be prosecuted to the fullest extent of the law. Unless otherwise stated the
results shown in this test report refer only to the samples tested.

To ensure the confidentiality of testing, SGS-CSTC Standards Technical Services Co., Ltd. Shenzhen Branch is not responsible for any information (including the results of testing) that is disclosed to any third party without the prior written approval of the Company. Any holder of this document is advised that information contained herein reflects the Company's findings at the time of its intervention only and within the limits of Client's instructions. If any, the Company's sole responsibility is to its Client and this document does not constitute a contract or a transaction that exceeds all their rights and obligations under the transaction documents. This document cannot be reproduced or used in any way without prior written approval of the Company. Any unauthorized alteration, forgery or falsification of the content or appearance of this document is unlawful and offenders may be prosecuted to the fullest extent of the law. Unless otherwise stated the results shown in this test report refer only to the samples tested.

SGS-CSTC Standards Technical Services Co., Ltd. Shenzhen Branch
地址: 深圳市福田区华强北路4302号汇富中心三楼3051室 邮编: 518129 | 电话: 755-25228888 | 传真: 755-8100190 | www.sgs.com 中国·深圳

Member of the SGS Group (SGS SA)



ZPMV2.E490354 - WIRING, PRINTED - COMPONENT

Wiring, Printed - Component

See General Information for Wiring, Printed - Component

O-LEADING SUPPLY CHAIN (HK) CO LTD

E490354

ROOM 1205, 12/F
TAI SANG BANK BLDG
130-132 DES VOEUS ROAD
CENTRAL, HONG KONG

Type	Cond Width			SS/ DS/ DSO	Max	Max		Meets UL796	C T	
	Min	Cond	Area		Solder	Oper	Flame			
	mm(in)	Edge Thk	Diam		Limits	Temp				Class
Multilayer (mass laminate) printed wiring boards.										
O-LEADING-401	0.1 (0.004)	0.3 (0.012)	34 (1.34)	DS	12.7 (0.5)	260	10	130	V-0	-
O-LEADING-407	0.08 (0.003)	0.2 (0.008)	17 (0.67)	DS	9.7 (0.4)	260	10	130	V-0	All
Multilayer printed wiring boards.										
O-LEADING-408	0.125 (0.005)	0.125 (0.005)	12 (0.47) Int:136	DS	50.8 (2.0)	280	20	130	V-0	All *
Single layer printed wiring boards.										
O-LEADING-002	0.38 (0.015)	1.14 (0.045)	34 (1.34)	SS	19.1 (0.8)	260	10	105	V-0	All -
O-LEADING-003	0.38 (0.015)	1.14 (0.045)	34 (1.34)	SS	19.1 (0.8)	260	10	130	V-0	▲ -
O-LEADING-033	0.15 (0.006)	0.3 (0.012)	34 (1.34)	SS	25.4 (1.0)	260	10	120	V-0	All -
O-LEADING-205	0.1 (0.004)	0.3 (0.012)	34 (1.34)	DS	69.6 (2.7)	260	10	130	V-0	All -
O-LEADING-206	0.15 (0.006)	0.33 (0.013)	17 (0.67)	DS	69.6 (2.7)	260	10	130	V-0	All -
O-LEADING-D01	0.14 (0.006)	0.15 (0.006)	33 (1.30)	DS	25.4 (1.0)	260	10	130	V-0	All *
O-LEADING-S01	0.25 (0.010)	0.25 (0.010)	17 (0.67)	SS	25.4 (1.0)	260	4	130	V-0	All *

WIRING, PRINTED - COMPONENT | UL Product iQ

O-LEADING-S02	0.2 (0.008)	0.2 (0.008)	17 (0.67)	SS	25.4 (1.0)	260	4	130	HB	▲ *
O-LEADING-S03	0.25 (0.010)	0.25 (0.010)	34 (1.34)	SS	25.4 (1.0)	260	4	130	V-0	All *

* - CTI marking is optional and may be marked on the printed wiring board.

Marking: Company name or file number and type designation. May be followed by a suffix to denote factory identification or burning test classification.

并不是所有出现在本数据库中的公司名称和产品都满足了UL跟踪检验服务的要求。只有带有UL标志的产品，才应该被视为经过UL认证，并满足UL跟踪检验服务的要求。注意查看产品上的标志。

UL 允许在线认证目录中所含材料的复制遵循以下条件：1.指南信息、装配、构造、设计、系统和/或认证（文件）必须在不篡改任何数据（或图纸）的情况下完整且无误导性地呈现。2.经UL允许从在线认证目录转载“声明必须出现在所摘取材料的邻近位置。此外，转载材料必须包含以下格式的版权声明：“© 2019 UL LLC”

Shipping service



Quick Turn Lead Time		
Layer Count:	Lead Tim	Special Requirement
1L/2L	2-3days	24 Hours,48 Hours
4L	3-4days	48 Hours
6L	4-5days	72 Hours
8L	5-6days	NA
10L	6-7days	NA
12L	7-8days	NA
14L	8-9days	NA

Standard Lead Time		
Layer Count:	Sample Lead Time	Volume order lead time
2L	4 days	10 days
4L	5 days	11 days
6L	6 days	12 days
8L	8 days	14 days
10L	10 days	16 days
12L	12 days	18 days
14L	14 days	20 days
16-32L	18 days	24 days

Возможность процесса

Возможности производства печатных плат

Количество слоев: 1Layer-32Layer

Толщина готовой меди: 1/3 унции-12 унций

Минимальная ширина линии / расстояние внутри: 3,0 мил / 3,0 мил

Минимальная ширина линии / расстояние между внешними: 4,0 мил / 4,0 мил

Максимальное соотношение сторон: 10: 1

Толщина доски: 0,2 мм-5,0 мм

Максимальный размер панели (дюймов): 635 * 1500 мм

Минимальный размер просверленного отверстия: 4 мил

Допустимое отверстие в отверстиях: +/- 3 мил

Blind / Buried Vias (All Types): ДА

Через заполнение (проводящий, не проводящий): ДА

Материал основания: FR-4, FR-4, высокая Tg. Безгалогеновый материал, Rogers, Алюминиевая основа,полиимида,

Тяжелая медь

Поверхностные покрытия: HASL, OSP, ENIG, HAL-LF, серебро Immersion,олово Immersion, золотые пальцы, чернила углерода

Возможности производства SMT

Материал печатной платы: FR-4, CEM-1, CEM-3, Алюминиевая доска

Максимальный размер печатной платы: 510x460 мм

Минимальный размер печатной платы: 50x50 мм

Толщина печатной платы: 0.5mm-4.5mm

Толщина доски: 0,5-4 мм

Минимальный размер компонентов: 0201

Компонент стандартного размера чипа: 0603 и больше

Максимальная высота компонента: 15 мм

Минимальный шаг подачи: 0,3 мм

Мин BGA шаг шага: 0,4 мм

Точность размещения: +/- 0,03 мм