

Welcome to O-leading

O-Leading strives to be your one stop solution partner in EMS supply chain, including PCB design , PCB fabrication and PCB assembly (PCBA).We provide some of the most advanced PCB technology, including HDI PCBs,multilayer PCBs, Rigid-Flexible PCBs.We can support from quick turn prototype to medium & mass Production.

In general, our global customers are very impressed with our services:Rapid response, competitive price and quality commitment.Providing more valuable technical service and overall solution is the way O-leading forward.

Looking to the future, O-leading will concentrate on the innovation and development of electronics manufacturing technology as always, and make persistent efforts on PCB & PCBA one-stop service to provide first-class services and create more value for our customers.


PLEASE CLICK THESE FOR MORE INFORMATION□[china pcb board prototype manufacturer](#)

Product Description

H07R3x is an audio amplifier and speaker module based on ST TS4990 1.2W audio amplifier and STM32F0 MCU.

This module features an on-board 8-ohm rectangular CUI speaker and a headphone output jack.

Use this module to play sounds and tunes stored in the MCU embedded Flash or streamed from an external ardware/another module via array ports.




Feature and Parameter:


Technical Specifications


- * 42-mil-by-42-mil SMT pads in a 50-mil (1.27 mm) grid on both module sides. Top surface pads are not connected to bottom ones
- * Six corner pads for power (+3.3V and GND or any other signals connected.) Pads are not connected to each other to support multiple voltage rails.
- * Six edge pads for array ports. Not connected to each other. Can be used for physical or electrical connection


Physical Properties	
Shape:	Hexagon
Size:	30 mm short diagonal

Area:	7.8 cm ²
Weight:	1 g
Soldermask Color:	Dark green
Surface Finish:	ENIG (gold) or HASL-LF (tin)













Our Team



Factory PCB



Automatic vacuum press machine



Drilling Machine



Pattern Plating Machine



Scrubbing Machine



Developing Machine



Routing Machine



High-speed flying probe machine



E-test Machine

Factory SMT





Certifications





No. SZXEC1900530401

Date: 30 Mar 2019

Page 1 of 6

O-LEADING SUPPLY CHAIN (HK) CO., LIMITED

1313, FLOOR 13, FORTUNE BUILDING, DANSHUI TOWN, HUIYANG DISTRICT, HUIZHOU, GUANGDONG, CHINA

The following sample(s) was/were submitted and identified on behalf of the clients as : OSP

SGS Job No. : RP19-005089 - SZ

Date of Sample Received : 22 Mar 2019

Testing Period : 22 Mar 2019 - 30 Mar 2019

Test Requested : Selected test(s) as requested by client.

Test Method : Please refer to next page(s).

Test Results : Please refer to next page(s).

Conclusion : Based on the performed tests on submitted sample(s), the results of Lead, Mercury, Cadmium, Hexavalent chromium, Polybrominated biphenyls (PBBs), Polybrominated diphenyl ethers (PBDEs) and Phthalates such as Bis(2-ethylhexyl) phthalate (DEHP), Butyl benzyl phthalate (BBP), Dibutyl phthalate (DBP), and Diisobutyl phthalate (DIBP) comply with the limits as set by RoHS Directive (EU) 2015/863 amending Annex II to Directive 2011/65/EU.

Signed for and on behalf of
SGS-CSTC Standards Technical Services Co., Ltd. Shenzhen Branch

Tina Fan
Approved Signatory



Unless otherwise agreed in writing, this document is issued by the Company subject to its General Conditions of Service printed on the back, available on request or accessible at <http://www.spa.com/terms-and-conditions> and, for electronic formal documents, subject to Terms and Conditions for Electronic Documents at <http://www.spa.com/terms-and-conditions/terms-e-document.aspx>. Attention is drawn to the limitation of liability, indemnification and jurisdiction issues defined therein. Any holder of this document is deemed to have read, understood and accepted the terms and conditions of the document and to have agreed to follow the Client's instructions, if any. The Company's sole responsibility is to its Client and the document does not exonerate parties to a transaction from exercising all their rights and obligations under the transaction documents. This document cannot be reproduced or transmitted in any form or by any means, electronic or mechanical, including photocopying, recording, or by any information storage and retrieval system, without the prior written permission of the Company. Any unauthorized use or reproduction of this document is unlawful and offenders may be prosecuted to the fullest extent of the law. Unless otherwise stated the results shown in this test report refer only to the samples tested.

www.Ch.DaschneAG.com
SGS-Stg. No.4, Jiangnan Industrial Park, No.40, Jiang Road, Suzhou, Jiangsu District, Suzhou, China 518129 | (86-756) 25326888 | (86-756) 83106190 | www.sgsgroup.com.cn
中国·苏州·工业园区阳澄湖半岛430号江都工业园4楼SGS大楼 邮编: 215129 | (86-756) 25326888 | (86-756) 83106190 | e: sgs.china@sgs.com

Member of the SGS Group (SGS SA)



No. SZXEC1900530401

Date: 30 Mar 2019

Page 2 of 6

Test Results :

Test Part Description:

Specimen No.	SGS Sample ID	Description
SN1	SZX19-005304.001	Green*PCB*

Remarks :

(1) $1 \text{ mg/kg} = 1 \text{ ppm} = 0.0001\%$

(2) MDL = Method Detection Limit

(3) ND = Not Detected (< MDL)

(4) "-" = Not Regulated

RoHS Directive (EU) 2015/863 amending Annex II to Directive 2011/65/EU

Test Method : With reference to IEC 62321-4:2013+A1:2017, IEC62321-5:2013, IEC62321-7-2:2017, IEC 62321-6:2015 and IEC62321-8:2017, analyzed by ICP-OES, UV-Vis and GC-MS.

Test Item(s)	Limit	Unit	MDL	Q27
Cadmium (Cd)	100	mg/kg	2	ND
Lead (Pb)	1,000	mg/kg	2	8
Mercury (Hg)	1,000	mg/kg	2	ND
Hexavalent Chromium (Cr(VI))	1,000	mg/kg	8	ND
Sum of PBBs	1,000	mg/kg	-	ND
Monobromobiphenyl	-	mg/kg	5	ND
Dibromobiphenyl	-	mg/kg	5	ND
Tri bromobiphenyl	-	mg/kg	5	ND
Tetrabromobiphenyl	-	mg/kg	5	ND
Pentabromobiphenyl	-	mg/kg	5	ND
Hexabromobiphenyl	-	mg/kg	5	ND
Heptabromobiphenyl	-	mg/kg	5	ND
Octabromobiphenyl	-	mg/kg	5	ND
Nonabromobiphenyl	-	mg/kg	5	ND
Decabromobiphenyl	-	mg/kg	5	ND
Sum of PBDEs	1,000	mg/kg	-	ND
Monobromodiphenyl ether	-	mg/kg	5	ND
Dibromodiphenyl ether	-	mg/kg	5	ND
Tri bromodiphenyl ether	-	mg/kg	5	ND
Tetrabromodiphenyl ether	-	mg/kg	5	ND
Pentabromodiphenyl ether	-	mg/kg	5	ND



Unless otherwise agreed in writing, this document is issued by the Company subject to its General Conditions of Service printed elsewhere, available on request or accessible at <http://www.spa.com/terms-and-conditions.asp>, and for electronic formal documents, subject to Terms and Conditions for Electronic Documents at <http://www.spa.com/terms-and-conditions.terms-and-conditions.asp>. It is drawn in the translation of Spanish. The Company and jurisdiction respectively of the signatories is hereby acknowledged. The signatories have read and understood the Terms and Conditions of the Company and have accepted them. The signatories have read and understood the Client's instructions, if any. The Company's sole responsibility is to its Client and this document does not exonerate parties to a transaction from exercising all their rights and obligations under the transaction documents. This document cannot be reproduced or transmitted in any form or by any means, electronic or mechanical, including photocopying, recording, or by any information storage and retrieval system, without the prior written permission of the Company. The appearance of this text is unlawful and offenders may be prosecuted to the fullest extent of the law. Unless otherwise stated the results shown in this test report refer only to the samples tested.

SGS B.V., Leiden, The Netherlands
SGS B.V., CN, Dongchuan Industrial Park, No.430, Jiuji Road, Baidian, Langgong District, Shenzhen, China 518129
中国·深圳·龙岗区田田路430号江江工业园4楼SGS大厦 邮编: 518129

Member of the SGS Group (SGS SA)



ZPMV2.E490354 - WIRING, PRINTED - COMPONENT

Wiring, Printed - Component

See General Information for Wiring, Printed - Component

O-LEADING SUPPLY CHAIN (HK) CO LTD

E490354

ROOM 1205, 12/F
TAI SANG BANK BLDG
130-132 DES VOEUS ROAD
CENTRAL, HONG KONG

Type	Cond Width		Cond Thk mic(mil)	SS/ DS/ DSO	Max		Max		Meets UL796 DSR	C T I	
	Min	Min			Area	Solder	Oper	Flame			
	mm(in)	mm(in)			Diam	Limits	Temp	Class			
Multilayer (mass laminate) printed wiring boards.											
O-LEADING-401	0.1 (0.004)	0.3 (0.012)	34 (1.34)	DS	12.7 (0.5)	260	10	130	V-0	-	-
O-LEADING-407	0.08 (0.003)	0.2 (0.008)	17 (0.67)	DS	9.7 (0.4)	260	10	130	V-0	All	-
Multilayer printed wiring boards.											
O-LEADING-408	0.125 (0.005)	0.125 (0.005)	12 (0.47) Int:136	DS	50.8 (2.0)	280	20	130	V-0	All	*
Single layer printed wiring boards.											
O-LEADING-002	0.38 (0.015)	1.14 (0.045)	34 (1.34)	SS	19.1 (0.8)	260	10	105	V-0	All	-
O-LEADING-003	0.38 (0.015)	1.14 (0.045)	34 (1.34)	SS	19.1 (0.8)	260	10	130	V-0	▲	-
O-LEADING-033	0.15 (0.006)	0.3 (0.012)	34 (1.34)	SS	25.4 (1.0)	260	10	120	V-0	All	-
O-LEADING-205	0.1 (0.004)	0.3 (0.012)	34 (1.34)	DS	69.6 (2.7)	260	10	130	V-0	All	-
O-LEADING-206	0.15 (0.006)	0.33 (0.013)	17 (0.67)	DS	69.6 (2.7)	260	10	130	V-0	All	-
O-LEADING-D01	0.14 (0.006)	0.15 (0.006)	33 (1.30)	DS	25.4 (1.0)	260	10	130	V-0	All	*
O-LEADING-S01	0.25 (0.010)	0.25 (0.010)	17 (0.67)	SS	25.4 (1.0)	260	4	130	V-0	All	*

WIRING, PRINTED - COMPONENT | UL Product iQ

O-LEADING-S02	0.2 (0.008)	0.2 (0.008)	17 (0.67)	SS	25.4 (1.0)	260	4	130	HB	▲
O-LEADING-S03	0.25 (0.010)	0.25 (0.010)	34 (1.34)	SS	25.4 (1.0)	260	4	130	V-0	All

* - CTI marking is optional and may be marked on the printed wiring board.

Marking: Company name or file number and type designation. May be followed by a suffix to denote factory identification or burning test classification.

并不是所有出现在本数据库中的公司名称和产品都满足了UL 跟踪检验服务的要求。只有带有 UL 标志的产品，才应该被视为经过UL认证，并满足UL 跟踪检验服务的要求。注意查看产品上的标志。

UL 允许在线认证目录中所含材料的复制遵循以下条件：1.指南信息、装配、构造、设计、系统和/或认证（文件）必须在不篡改任何数据（或图纸）的情况下完整且无误导性地呈现。2.“经 UL 允许从在线认证目录转载”声明必须出现在所摘取材料的邻近位置。此外，转载材料必须包含以下格式的版权声明：“© 2019 UL LLC”

Process Capability

PCB Production Capabilities

Layer Count	1Layer-32Layer
Finished copper thickness	1/3oz-12oz
Min Line width/spacing internal	3.0mil/3.0mil
Min Line width/spacing external	4.0mil/4.0mil
Max Aspect Ratio	10:1
Board thickness	0.2mm-5.0mm
Max Panel size(inches)	635*1500mm
Minimum Drilled Hole Size	4mil
Plated Hole Tolerance	+/-3mil
Blind/Buried Vias (All Types)	YES
Via Fill(Conductive,Non-Conductive)	YES
Base Material	FR-4,FR-4high Tg,Halogen free material,Rogers,Aluminium base,Polyimide,Heavy Copper
Surface finishes	HASL,OSP,ENIG,HAL-LF,Immersion silver,Immersion Tin,Gold fingers,Carbon ink

SMT Production Capabilities

PCB Material	FR-4,CEM-1,CEM-3,Aluminum-based board
Max PCB size	510x460mm
Min PCB size	50x50mm
PCB Thickness	0.5mm-4.5mm
Board thickness	0.5-4mm
Min Components size	0201
Standard chip size component	0603 and larger
Component max height	15mm
Min lead pitch	0.3mm
Min BGA ball pitch	0.4mm
Placement precision	+/-0.03mm

Packaging & Delivery

Shipping service



Quick Turn Lead Time		
Layer Count:	Lead Tim	Special Requirement
1L/2L	2-3days	24 Hours,48 Hours
4L	3-4days	48 Hours
6L	4-5days	72 Hours
8L	5-6days	NA
10L	6-7days	NA
12L	7-8days	NA
14L	8-9days	NA

Standard Lead Time		
Layer Count:	Sample Lead Time	Volume order lead time
2L	4 days	10 days
4L	5 days	11 days
6L	6 days	12 days
8L	8 days	14 days
10L	10 days	16 days
12L	12 days	18 days
14L	14 days	20 days
16-32L	18 days	24 days

FAQ

1. How do O-Leading ensure quality?

Our high quality standard is achieved with the following.

- 1.1 The process is strictly controlled under ISO 9001:2008 standards.
- 1.2 Extensive use of software in managing the production process
- 1.3 State-of-art testing equipments and tools. E.g. Flying Probe, X-ray Inspection, AOI (Automated Optical Inspector) and ICT (in-circuit testing).
- 1.4.Dedicated quality assurance team with failure case analysis process
- 1.5.Continuous staff training and education

2. How do O-Leading keep your price competitive?

Over the last decade, prices of many raw materials (e.g. copper, chemicals) had doubled, tripled or quadrupled; Chinese currency RMB had appreciated 31% over US dollar; And our labor cost also increased significantly.

However, O-Leading have kept our pricing steady. This owns entirely to our innovations in reducing cost, avoiding wastes and improving efficiency. Our prices are very competitive in the industry at the same quality level.

We believe in a win-win partnership with our customers. Our partnership will be mutually beneficial if we can provide you an edgeon cost and quality.

3. What kinds of boards can O-Leading process?

Common FR4, high-TG and halogen-free boards, Rogers, Arlon, Telfon, aluminum/copper-based boards, PI, etc.

4. What data are needed for PCB & PCBA production?

4.1 BOM (Bill of Materials) with reference designators: component description, manufacturer's name and part number.

4.2 PCB Gerber files.

4.3 PCB fabrication drawing and PCBA assembly drawing.

4.4 Test procedures.

4.5 Any mechanical restrictions such as assembly height requirements.

5. What's the typical process flow for multi-layer PCB?

Material cutting → Inner dry film → inner etching → Inner AOI → Multi-bond → Layer stack up Pressing → Drilling → PTH → Panel Plating → Outer Dry Film → Pattern Plating → Outer etching → Outer AOI → Solder Mask → Component Mark → Surface finish → Routing → E/T → Visual Inspection.

6. What's the key equipments for HDI manufacturing?

Key equipment list is as following: Laser drilling machine, Pressing machine, VCP line, Automatic Exposing machine, LDI and etc.

The equipments we have are the best in the industry, laser drilling machines are from Mitsubishi and Hitachi, LDI machines are from Screen(Japan), Automatic Exposing machines are also from Hitachi, all of them make we can meet customer's technical requirements.

7. How many types of surface finish O-lead can do?

O-the leader has the full series of surface finish, such as: ENIG, OSP, LF-HASL, gold plating (soft/hard), immersion silver, Tin, silver plating, immersion tin plating, carbon ink and etc. .. OSP, ENIG, OSP + ENIG commonly used on the HDI, we usually recommend that you use a client or OSP OSP + ENIG if BGA PAD size less than 0.3 mm.

8. What's your capability for FPC? Can O-Leading provide SMT service also?

O-Leading can fabricate FPC from single layer to 8layer, the working panel size can be as large as 2000mm*240mm, please find the details in the page "Flex Capability"

We also provide SMT one stop service to customer.

9. What are the main factors which will affect the price of PCB?

Material;

Surface finish;

Technology difficulty;

Different quality criteria;

PCB characteristics;

Payment terms;

Different manufacturing countries.

10. What's the definition of PCB, PWB and FPC and what's the difference?

PCB is short for Printed Circuit Board;

PWB is short for Printed Wire Board, same meaning as Printed Circuit Board;

FPC is short for Flexible Printed Board.

11. What factors should be considered when choosing the material for a PCB board?

Below factors should be considered when we choose the material for PCB:

The material's Tg value should be greater than the operation temperature;

Low CTE material has good performance of thermal stability;

Good thermal resistance performance: Normally PCBs are required to resist 250°C for at least 50s.
Good flatness; In consideration of the electrical properties, low loss/high permittivity material is used on high frequency PCB; Polyimide glass fiber substrate used for flexible PCB; Metal core is used when the product has strict requirement of heat dissipation.

12. What's the merits of O-leading's rigid-flex PCB?

O-leading's rigid-flex PCB has the characters of both FPC and PCB, so it can be used in some special products. Some part is flexible while the other part rigid, it can help save product's interior space, reduce product volume and improve performance.

13. How to you make the impedance calculation?

The impedance control system is done using some test coupons, the SI6000 soft and the CITS 500s equipment from POLAR INSTRUMENTS.

The equipment measures the impedance on a representative track configuration coupon of which the client has given us a determinate value and tolerance.