

Welkom bij O-leading

O-Leading streeft ernaar uw one-stop oplossingspartner te zijn in EMS supply chain, inclusief PCB-ontwerp, PCB-fabricage en PCB-assemblage (PCBA). We bieden enkele van de meest geavanceerde PCB-technologie, waaronder HDI-PCB's, meerlagige PCB's, rigide flexibele PCB's . We kunnen ondersteunen van quick turn prototype tot medium & massaproductie.

Over het algemeen zijn onze wereldwijde klanten erg onder de indruk van onze diensten: snelle respons, concurrerende prijs en kwaliteitsbewustzijn. Het bieden van meer waardevolle technische service en een algehele oplossing is de weg die O-leidend is.

Met het oog op de toekomst zal O-leading zich zoals altijd concentreren op de innovatie en ontwikkeling van elektronica-productietechnologie, en zich voortdurend inspannen voor de one-stop-service van PCB & PCBA om eersteklas services te bieden en meer waarde voor onze klanten te creëren.

KLIK OP DEZE VOOR MEER INFORMATIE [OEM LED strip pcb fabrikant China](#)

Productomschrijving


Plaats van herkomst	Guangdong China (Vasteland)	Merknaam	O-Leading
Basis materiaal	FR-4, Aluminium	Koperdikte	0.5oz-5oz
Min. Gatgrootte	0.2mm	Min. Lijnbreedte	0.2mm
Oppervlakteafwerking	immersie goud, OSP, loodvrij HASL	Borrdikte	0.1-5mm
toepasbaar op	led, mobiele telefoon, airconditioners, wasmachines	karakter	Industriële besturingsprint
certificaten	ISO9001, UL, RoHS, SGS	Q / CTN	10st-100st
gewicht	0,01 kg - 5 kg	MOQ	10 stuks
Modelnummer	fabrikant van powerbank pcb-assemblage pcba	Min. Regelfstand	0.2mm
kleur	blauw, rood, groen, zwart. geel	prijs	\$ 0,1- \$ 10
desigh type	klantvereiste	grootte	0.01m3-10m3


Productie mogelijkheden


16 jaar professionele OEM-printplaatproductie

item	2014		2015 ~ 2016		2017 ~ 2018	
	Volume	Monster	Volume	Monster	Volume	Monster
Aantal lagen	32	42	38	44	42	48
Min lijn / spatie (µm)	50/50	40/45	40/45	40/40	35/40	35/35
Min boorgat diameter (mm)	0.15	0.10	0.15	0.10	0.15	0.10

Beeldverhouding van PTH	14: 1	16: 1	16: 1	18: 1	18: 1	20: 1
N + C + N	4 + C + 4	5 + C + 5	5 + C + 5	6 + C + 6	5 + C + 5	6 + C + 6
Elke laagverbinding	5 + 2 + 5	6 + 2 + 6	5 + 2 + 5	6 + 2 + 6	5 + 2 + 5	6 + 2 + 6
Plaat vullen via	JA	-	JA	-	JA	-
Min. kerndikte (koper niet inbegrepen) (µm)	50	40	40	30	40	30
Min. Diameter laserboor (µm)	75	65	65	50	50	40
Via op begraven gat / gestapeld via	JA	-	JA	-	JA	-
Materiaal	FR4, Megtron, Nelco, Rogers, Heavy Copper, etc.					
Ingebouwde condensatorprintplaat	JA	-	JA	-	JA	-
Oppervlakteproces	Loodvrij HASL, ENIG, OSP, onderdompeling zilver, onderdompeling tin, Flash goud, Gold finger plating, Selectieve hard gold plating, Afpelbaar soldeermasker, koolstofinkt					







www.o-leading.com

[OEM printplaat fabrikant China](#)

Ons team



Factory PCB



Automatic vacuum press machine



Drilling Machine



Pattern Plating Machine



Scrubbing Machine



Developing Machine



Routing Machine



High-speed flying probe machine



E-test Machine

Factory SMT



Certificaten

CICC INSPECTION CERTIFICATION



嘉泰认证

QUALITY MANAGEMENT SYSTEM CERTIFICATE
Certificate No: 18118Q10347R05

We hereby certify that
O-LEADING SUPPLY CHAIN(HK) CO.,LIMITED
Credit No: 61691591-000-07-18-7
Registration Add: FLAT/RM 1205 12/F TAI SANG BANK BUILDING 130-132 DES VODEUS ROAD CENTRAL HK
Business Add: 1213, Floor 13, Fortune Building, Danshui Town, Huiyang District, Huizhou, Guangdong, China

Has implemented and maintains a **Quality Management System** Which fulfills the requirements of the following standards
GB/T19001-2016 idt ISO9001:2015

Scope of certification
Sales of printed circuit boards

Initial issuance period: February 27, 2018
Renewal date: April 22, 2019
This certificate is valid during: April 22, 2019 – February 26, 2021
This certificate is invalid without CICC qualified label in the following period

First supervision and audit	Second supervision and audit	Qualified mark
-----------------------------	------------------------------	----------------

The certification registration number does not include those production stages which fail to be covered by the relevant effective administrative procedures and qualification procedures stipulated by the state. The effectiveness of this certificate shall be restricted to those activities which are covered by the certification. The actual information of this certification can be searched on the internet of CICC www.cicc.com.cn. For the sake of clarity see also the logo.






CICC INSPECTION CERTIFICATION



嘉泰认证

质量管理体系认证证书
证书号: 18118Q10347R05

兹证明
诚领供应链（香港）有限公司
统一社会信用代码: 61691591-000-07-18-7
注册地址: 香港中環德輔道中130-132號大生銀行大廈1205室
经营地址: 广东惠州惠阳淡水南亨西路财富大厦13楼1313

建立的质量管理体系符合
GB/T19001-2016 idt ISO9001:2015 质量标准适用条款的要求

认证范围
印刷线路板的销售

初次获证日期: 2018年02月27日
换证日期: 2019年04月22日
证书有效期: 自2019年04月22日至2021年02月26日
在下列期限内, 未经CICC黏贴合格标贴, 本证书无效

第一次监督	第二次监督	黏贴处
-------	-------	-----

本证书认证范围不包括未取得有效的国家规定的行政许可、资质许可的产品/服务范围; 本证书通过CICC定期监督审核保持, 与年度《保持认证通知书》共同方为有效; 本证书信息可在国家认监委网站: www.cnca.gov.cn及CICC网站www.cicc.com.cn查询。








Test Report

No. SZXEC1900530401 Date: 30 Mar 2019 Page 1 of 6

O-LEADING SUPPLY CHAIN (HK) CO., LIMITED
1313.FLOOR 13, FORTUNE BUILDING, DANSHUI TOWN, HUIYANG DISTRICT, HUIZHOU, GUANGDONG, CHINA

The following sample(s) was/were submitted and identified on behalf of the clients as : OSP

SGS Job No. : RP19-005089 - SZ
Date of Sample Received : 22 Mar 2019
Testing Period : 22 Mar 2019 - 30 Mar 2019
Test Requested : Selected test(s) as requested by client.
Test Method : Please refer to next page(s).
Test Results : Please refer to next page(s).

Conclusion : Based on the performed tests on submitted sample(s), the results of Lead, Mercury, Cadmium, Hexavalent chromium, Polybrominated biphenyls (PBBs), Polybrominated diphenyl ethers (PBDEs) and Phthalates such as Bis(2-ethylhexyl) phthalate (DEHP) , Butyl benzyl phthalate (BBP), Dibutyl phthalate (DBP) , and Diisobutyl phthalate (DIBP) comply with the limits as set by RoHS Directive (EU) 2015/863 amending Annex II to Directive 2011/65/EU.

Signed for and on behalf of
SGS-CSTC Standards Technical Services Co., Ltd. Shenzhen Branch

Tina
Tina Fan
Approved Signatory



Unless otherwise agreed in writing, this document is issued by the Company subject to its General Conditions of Service printed overleaf, available on request or accessible at http://www.sgs.com/terms-and-conditions.aspx and, for electronic format documents, subject to Terms and Conditions for Electronic Documents at http://www.sgs.com/terms-and-conditions/Electronic-Documents.aspx. Attention is drawn to the limitation of liability, indemnification and jurisdiction issues defined therein. Any holder of this document is advised that unless he/she expressly agrees to the Company's liability in the event of its interest only and within the limits of Client's jurisdiction, it is the Client's sole responsibility to do so. Client and the document does not constitute a contract. In a transaction, it is advised that all legal rights and obligations under the transaction documents, including but not limited to the contract of sale, are not affected by the issuance of this document. Any disclaimer, limitation, waiver or indemnification to the contrary appearing in this document is unlawful and offenders may be prosecuted to the fullest extent of the law. Unless otherwise stated the results shown in this report refer only to the samples tested.
www.sgs.com.cn
SGS (China) Standards Technical Services Co., Ltd. Shenzhen Branch
Address: Shenzhen, China
Tel: +86-755-25208888 Fax: +86-755-83106190 www.sgs.com.cn
Member of the SGS Group (SGS SA)



Test Report

No. SZXEC1900530401 Date: 30 Mar 2019 Page 2 of 6

Test Results :

Test Part Description :

Table with 3 columns: Specimen No., SGS Sample ID, Description. Row 1: SN1, SZX19-005304.001, Green"PCB"

Remarks :

- (1) 1 mg/kg = 1 ppm = 0.0001%
(2) MDL = Method Detection Limit
(3) ND = Not Detected (< MDL)
(4) "-" = Not Regulated

RoHS Directive (EU) 2015/863 amending Annex II to Directive 2011/65/EU

Test Method : With reference to IEC 62321-4:2013+A1:2017, IEC 62321-5:2013, IEC 62321-7-2:2017, IEC 62321-6:2015 and IEC 62321-8:2017, analyzed by ICP-OES, UV-Vis and GC-MS.

Table with 5 columns: Test Item(s), Limit, Unit, MDL, 0/1. Lists various substances like Cadmium, Lead, Mercury, Hexavalent Chromium, PBBs, PBDEs, Phthalates, etc.



Unless otherwise agreed in writing, this document is issued by the Company subject to its General Conditions of Service printed overleaf, available on request or accessible at http://www.sgs.com/terms-and-conditions.aspx and, for electronic format documents, subject to Terms and Conditions for Electronic Documents at http://www.sgs.com/terms-and-conditions/Electronic-Documents.aspx. Attention is drawn to the limitation of liability, indemnification and jurisdiction issues defined therein. Any holder of this document is advised that unless he/she expressly agrees to the Company's liability in the event of its interest only and within the limits of Client's jurisdiction, it is the Client's sole responsibility to do so. Client and this document does not constitute a contract. In a transaction, it is advised that all legal rights and obligations under the transaction documents, including but not limited to the contract of sale, are not affected by the issuance of this document. Any disclaimer, limitation, waiver or indemnification to the contrary appearing in this document is unlawful and offenders may be prosecuted to the fullest extent of the law. Unless otherwise stated the results shown in this report refer only to the samples tested.
www.sgs.com.cn
SGS (China) Standards Technical Services Co., Ltd. Shenzhen Branch
Address: Shenzhen, China
Tel: +86-755-25208888 Fax: +86-755-83106190 www.sgs.com.cn
Member of the SGS Group (SGS SA)



ZPMV2.E490354 - WIRING, PRINTED - COMPONENT

Wiring, Printed - Component

See General Information for Wiring, Printed - Component

O-LEADING SUPPLY CHAIN (HK) CO LTD
 ROOM 1205, 12/F
 TAI SANG BANK BLDG
 130-132 DES VOEUS ROAD
 CENTRAL, HONG KONG

E490354

Type	Cond Width		Cond Thk	SS/ DS/ DSO	Max	Max		Meets	C			
	Min	Edge			Area	Solder Limits	Oper Temp			Flame		
	mm(in)	mm(in)	mic(mil)		mm(in)	C	sec	C	Class	UL796	DSR	I
Multilayer (mass laminate) printed wiring boards.												
O-LEADING-401	0.1 (0.004)	0.3 (0.012)	34 (1.34)	DS	12.7 (0.5)	260	10	130	V-0	-	-	
O-LEADING-407	0.08 (0.003)	0.2 (0.008)	17 (0.67)	DS	9.7 (0.4)	260	10	130	V-0	All	-	
Multilayer printed wiring boards.												
O-LEADING-408	0.125 (0.005)	0.125 (0.005)	12 (0.47) Int:136	DS	50.8 (2.0)	280	20	130	V-0	All	*	
Single layer printed wiring boards.												
O-LEADING-002	0.38 (0.015)	1.14 (0.045)	34 (1.34)	SS	19.1 (0.8)	260	10	105	V-0	All	-	
O-LEADING-003	0.38 (0.015)	1.14 (0.045)	34 (1.34)	SS	19.1 (0.8)	260	10	130	V-0	▲	-	
O-LEADING-033	0.15 (0.006)	0.3 (0.012)	34 (1.34)	SS	25.4 (1.0)	260	10	120	V-0	All	-	
O-LEADING-205	0.1 (0.004)	0.3 (0.012)	34 (1.34)	DS	69.6 (2.7)	260	10	130	V-0	All	-	
O-LEADING-206	0.15 (0.006)	0.33 (0.013)	17 (0.67)	DS	69.6 (2.7)	260	10	130	V-0	All	-	
O-LEADING-D01	0.14 (0.006)	0.15 (0.006)	33 (1.30)	DS	25.4 (1.0)	260	10	130	V-0	All	*	
O-LEADING-S01	0.25 (0.010)	0.25 (0.010)	17 (0.67)	SS	25.4 (1.0)	260	4	130	V-0	All	*	

WIRING, PRINTED - COMPONENT | UL Product iQ

O-LEADING-S02	0.2 (0.008)	0.2 (0.008)	17 (0.67)	SS	25.4 (1.0)	260	4	130	HB	▲	*	
O-LEADING-S03	0.25 (0.010)	0.25 (0.010)	34 (1.34)	SS	25.4 (1.0)	260	4	130	V-0	All	*	

* - CTI marking is optional and may be marked on the printed wiring board.

Marking: Company name or file number and type designation. May be followed by a suffix to denote factory identification or burning test classification.

并不是所有出现在本数据库中的公司名称和产品都满足了UL跟踪检验服务的要求。只有带有UL标志的产品，才应该被视为经过UL认证，并满足UL跟踪检验服务的要求。注意查看产品上的标志。

UL 允许在线认证目录中所含材料的复制遵循以下条件：1.指南信息、装配、构造、设计、系统和/或认证（文件）必须在不篡改任何数据（或图纸）的情况下完整且无误导性地呈现。2.经 UL 允许从在线认证目录转载“声明必须出现在所提取材料的邻近位置。此外，转载材料必须包含以下格式的版权声明：“© 2019 UL LLC”

Verpakking & Levering

Shipping service



Quick Turn Lead Time		
Layer Count:	Lead Tim	Special Requirement
1L/2L	2-3days	24 Hours,48 Hours
4L	3-4days	48 Hours
6L	4-5days	72 Hours
8L	5-6days	NA
10L	6-7days	NA
12L	7-8days	NA
14L	8-9days	NA

Standard Lead Time		
Layer Count:	Sample Lead Time	Volume order lead time
2L	4 days	10 days
4L	5 days	11 days
6L	6 days	12 days
8L	8 days	14 days
10L	10 days	16 days
12L	12 days	18 days
14L	14 days	20 days
16-32L	18 days	24 days

Proces capaciteit

PCB-productiemogelijkheden

Aantal lagen: 1 laag-32 lagen

Afgewerkte koperdikte □ 1 / 3oz-12oz

Min Lijnbreedte / afstand intern □ 3.0mil / 3.0mil

Min Lijnbreedte / afstand extern: 4,0mil / 4,0mil

Max. Beeldverhouding: 10: 1

Plaatdikte □ 0,2 mm - 5,0 mm

Max. Paneelgrootte (inches): 635 * 1500 mm

Minimale boorgatgrootte: 4mil

Plated Hole Tolerance: +/- 3mil

Blind / Buried Vias (All-typen): JA

Via vulling (geleidend, niet-geleidend): JA

Basismateriaal: FR-4, FR-4hoge Tg. Halogeenvrij materiaal, Rogers, aluminium basis,polyimide,

Zwaar koper

Oppervlakteafwerkingen: HASL, OSP, ENIG, HAL-LF, Immersion silver,Immersietin, gouden vingers, koolstofinkt

SMT-productiemogelijkheden

PCB-materiaal: FR-4, CEM-1, CEM-3, op aluminium gebaseerde plaat

Maximale printgrootte: 510x460 mm

Min. Printgrootte □ 50x50mm

PCB-dikte □ 0,5 mm - 4,5 mm

Plaatdikte □ 0,5-4 mm

Min. Componentgrootte: 0201

Standaard chipformaat component: 0603 en groter

Component max hoogte □ 15 mm

Min loodsteek: 0,3 mm

Min BGA-balafstand: 0,4 mm

Plaatsingsnauwkeurigheid: +/- 0,03 mm