O-leadingへようこそ

O-Leadingは、PCB設計、PCB製造、PCBアセンブリ（PCBA）を含む、EMSサプライチェーンのワンストップソリューションパートナーになることを目指しています。HDIPCB、多層PCB、リジッドフレキシブルPCBなどの最先端のPCBテクノロジーを提供します迅速な試作品から中量産まで対応できます。

一般的に、当社のグローバルなお客様は、迅速な対応、競争力のある価格、品質への取り組みという当社のサービスに非常に感銘を受けています。より価値の高い技術サービスと全体的なソリューションを提供することは、Oをリードする方法です。

将来を見据えて、O-leadingはいつものように電子機器製造技術の革新と開発に集中し、ファーストクラスのサービスを提供し、お客様により多くの価値を創造するためにPCB&PCBAワンストップサービスに継続的に取り組みます。

詳細については、これらをクリックしてください：産業用コントローラー**SMT**組立工場**PCBA**

製品説明

製品説明：

H08R6xは、ST VL53L0XセンサーとSTM32F0 MCUに基づく赤外線（IR）飛行時間（ToF）距離センサーモジュールです。

このセンサーは、表面反射率や変化する照明条件の影響を受けず、1Dライダーまたはジェスチャー検出インターフェースとして機能できます。 2mまでの距離を正確に測定できます。

HEXABITZ
Bricks for the Digital Age

O-LEADING
To Be Reliable, To Be Valuable



機能とパラメータ:

技術仕様

*このモジュールを、ロボット工学およびオートメーションアプリケーションのスタンドアロンの正確な測距デバイスとして使用します。
*他のH08R6またはP08R6モジュールと組み合わせて、幾何学的に分布したLidarセンサーのアレイを作成します。
*ジェスチャー検出/入力デバイスとして使用し、配列で組み合わせて、より広い範囲の動きを検出します。
*使いやすいAPIを使用して高度なCコードをプログラミングします。
*外部ハードウェアに接続するか、他のHexabitzモジュールと組み合わせる!

フロントエンド

* ST VL53L0X飛行時間（ToF）測距およびジェスチャー検出センサー:
  * 940nmレーザーVCSEL。
  *目に安全なクラスIレーザー。
  * 2mまでの絶対距離を測定します。
  *報告される範囲は、ターゲットの反射率とは無関係です。

バックエンド

* STM32F091CBU6 32ビットARM Cortex-M0 MCU。
* 8MHzの外部発振器。
* 6つのアレイポートと6つの電源ポート（+ 3.3Vおよび GND）。
* 6xUART、2xI2C、SWD、BOOT0、RESETへのアクセス。

物理的特性	
形状:	六角形
サイズ:	対角30 mm、側面17.32 mm
範囲:	7.8cm ^ 2
重量:	2 g
ソルダーマスクの色:	濃い緑色
表面仕上げ:	ENIG（ゴールド）またはHASL-LF（スズ）



HEXABITZ
Bricks for the Digital Age

O-LEADING
To Be Reliable, To Be Valuable



HEXABITZ
Bricks for the Digital Age



O-LEADING
To Be Reliable To Be Valuable

HEXABITZ
QUICK START GUIDE



H08R6x
Time-of-flight IR Sensor

link

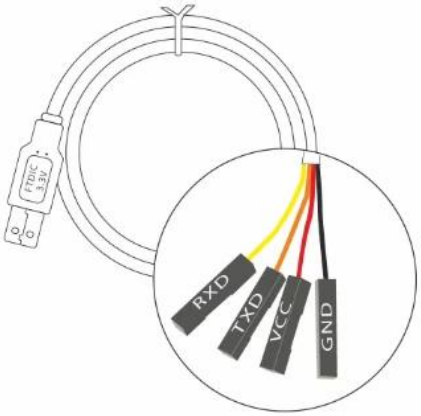

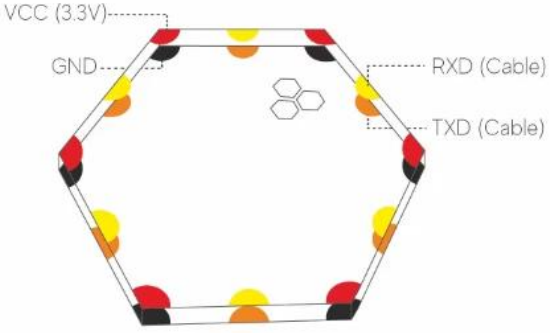

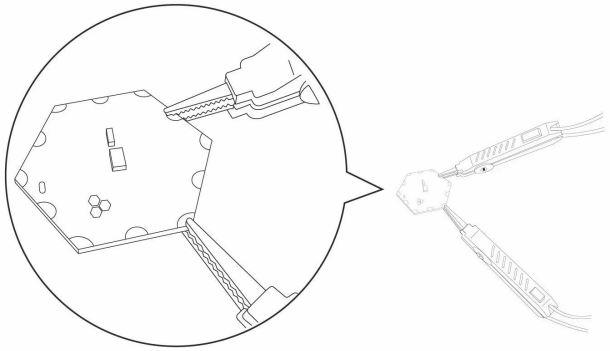

OR

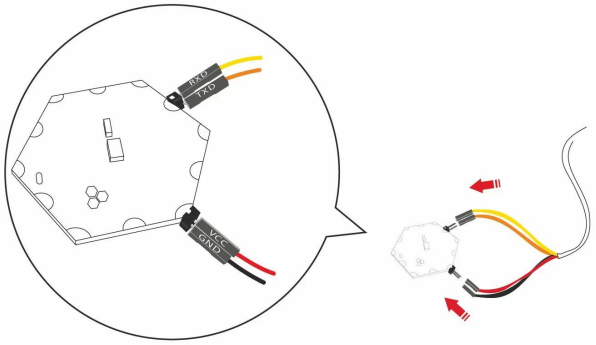

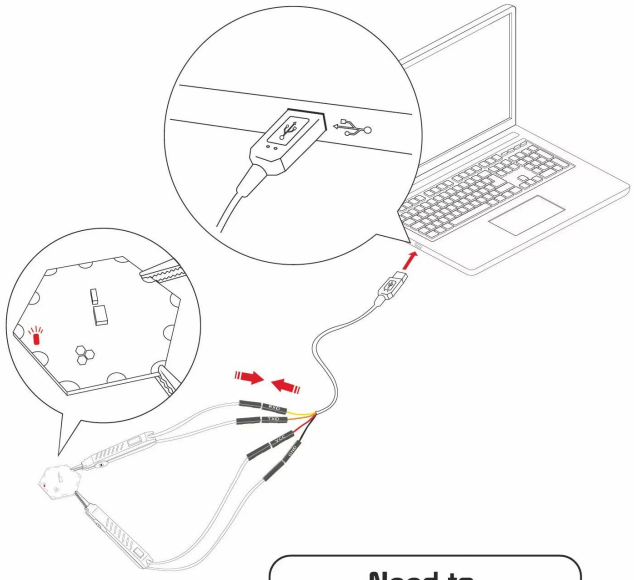

Need to update firmware?

link

RealTerm (Windows)

Putty (Windows/Mac/Linux)

SecureCRT (Windows/Mac/Linux)

Use your favorite terminal software with these settings:

- Baudrate: 921600
- Display Format: Ansi
- Parity: none
- Data Bits: 8
- Stop Blt: 1
- Hardware Flow Control: none

Open the virtual COM port and hit the ENTER key.
Module will respond with a welcome message.

Try some CLI commands:

» ping

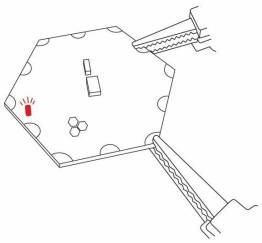

» sample

Distance (mm): 120

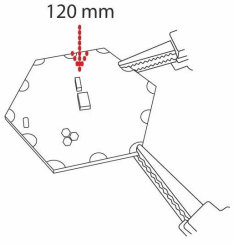

» units cm

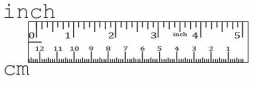

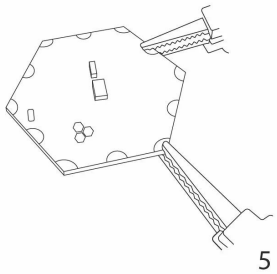

```
» stream 500 inf
```

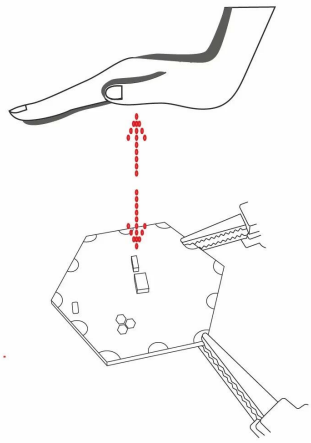

```
Distance (cm): 20.2
Distance (cm): 20.7
Distance (cm): 24.5
```

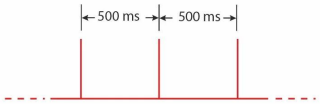


```
»  stop (or ENTER key)
```

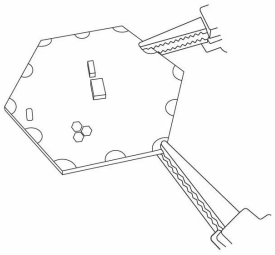

`Type » help` for more CLI commands.

Check module documentation, schematics, firmware and design files in the Resources tab.

Resources

Related Projects


O-LEADING

Factory PCB

Automatic vacuum press machine

Drilling Machine

Pattern Plating Machine

Scrubbing Machine

Developing Machine

Routing Machine

High-speed flying probe machine

E-test Machine

Factory SMT

证书

CICC INSPECTION CERTIFICATION

CICC CERTIFICATION
嘉泰认证

QUALITY MANAGEMENT SYSTEM CERTIFICATE

Certificate No: 18118Q10347R0S

We hereby certify that

O-LEADING SUPPLY CHAIN(HK) CO.,LIMITED

Credit No: 61691591-000-07-18-7

Registration Add: FLAT/RM 1205 12/F TAI SANG BANK BUILDING 130-132 DES VOEUS ROAD CENTRAL HK

Business Add: 1313, Floor 13, Fortune Building, Danshui Town, Huiyang District, Huizhou, Guangdong, China

Has implemented and maintains a **Quality Management System**

Which fulfils the requirements of the following standards

GB/T19001-2016 idt ISO9001:2015

Scope of certification

Sales of printed circuit boards

Initial Issuance period: February 27, 2018

Renewal date: April 22, 2019

This certificate is valid during: April 22, 2019 ~ February 26, 2021

This certificate is invalid without CICC qualified label in the following period

First supervision and audit		Second supervision and audit	Qualified mark

CICC IAF CNAS

CICC INSPECTION CERTIFICATION

CICC CERTIFICATION
嘉泰认证

质量管理体系认证证书

证书号：18118Q10347R0S

兹证明

诚领供应链（香港）有限公司

统一社会信用代码：61691591-000-07-18-7

注册地址：香港中环德輔道中 130-132 號大生銀行大廈 1205 室

经营地址：广东惠州惠阳淡水南亨西路财富大厦 13 楼 1313

建立的质量管理体系符合

GB/T19001-2016 idt ISO9001:2015 质量标准适用条款的要求

认证范围

印刷线路板的销售

初次获证日期：2018 年 02 月 27 日

换 证 日 期 ：2019 年 04 月 22 日

证 书 有效期：自 2019 年 04 月 22 日至 2021 年 02 月 26 日

在下列期限内，未经 CICC 贴贴合格标贴，本证书无效

第一次监审		第二次监审	贴标处

本证书认证范围不包括未获得有效的国家规定的相关行政许可，资质许可的产品/服务范围；

本证书通过CICC定期监督审核保持，与年度《保持认证通知书》共同方为有效；

本证书信息可在国家认监委网站：www.cnca.gov.cn及CICC网站www.cicc-cert.com查询。

CICC IAF CNAS

O-LEADING SUPPLY CHAIN (HK) CO.,LIMITED

1313,FLOOR 13, FORTUNE BUILDING, DANSHUI TOWN, HUIYANG DISTRICT, HUIZHOU, GUANGDONG, CHINA

The following sample(s) was/were submitted and identified on behalf of the clients as : OSP

SGS Job No. :	RP19-005089 - SZ
Date of Sample Received :	22 Mar 2019
Testing Period :	22 Mar 2019 - 30 Mar 2019
Test Requested :	Selected test(s) as requested by client.
Test Method :	Please refer to next page(s).
Test Results :	Please refer to next page(s).
Conclusion :	Based on the performed tests on submitted sample(s), the results of Lead, Mercury, Cadmium, Hexavalent chromium, Polybrominated biphenyls (PBBs), Polybrominated diphenyl ethers (PBDEs) and Phthalates such as Bis(2-ethylhexyl) phthalate (DEHP) , Butyl benzyl phthalate (BBP), Dibutyl phthalate (DBP) , and Diisobutyl phthalate (DIBP) comply with the limits as set by RoHS Directive (EU) 2015/863 amending Annex II to Directive 2011/65/EU.

Signed for and on behalf of
SGS-CSTC Standards Technical Services Co., Ltd. Shenzhen Branch

Tina Fan
Approved Signatory

Test Results :

Test Part Description :

Specimen No.	SGS Sample ID	Description
SN1	SZX19-005304.001	Green"PCB"

Remarks :

(1) 1 mg/kg = 1 ppm = 0.0001%
(2) MDL = Method Detection Limit
(3) ND = Not Detected (< MDL)
(4) "-" = Not Regulated

RoHS Directive (EU) 2015/863 amending Annex II to Directive 2011/65/EU

Test Method : With reference to IEC 62321-4:2013+A1:2017, IEC62321-5:2013, IEC62321-7-2:2017, IEC 62321-6:2015 and IEC62321-8:2017, analyzed by ICP-OES, UV-Vis and GC-MS.

Test Item(s)	Limit	Unit	MDL	001
Cadmium (Cd)	100	mg/kg	2	ND
Lead (Pb)	1,000	mg/kg	2	8
Mercury (Hg)	1,000	mg/kg	2	ND
Hexavalent Chromium (Cr(VI))	1,000	mg/kg	8	ND
Sum of PBBs	1,000	mg/kg	-	ND
Monobromobiphenyl	-	mg/kg	5	ND
Dibromobiphenyl	-	mg/kg	5	ND
Tribromobiphenyl	-	mg/kg	5	ND
Tetrabromobiphenyl	-	mg/kg	5	ND
Pentabromobiphenyl	-	mg/kg	5	ND
Hexabromobiphenyl	-	mg/kg	5	ND
Heptabromobiphenyl	-	mg/kg	5	ND
Octabromobiphenyl	-	mg/kg	5	ND
Nonabromobiphenyl	-	mg/kg	5	ND
Decabromobiphenyl	-	mg/kg	5	ND
Sum of PBDEs	1,000	mg/kg	-	ND
Monobromodiphenyl ether	-	mg/kg	5	ND
Dibromodiphenyl ether	-	mg/kg	5	ND
Tribromodiphenyl ether	-	mg/kg	5	ND
Tetrabromodiphenyl ether	-	mg/kg	5	ND
Pentabromodiphenyl ether	-	mg/kg	5	ND

Unless otherwise agreed in writing, this document is issued by the Company subject to its General Conditions of Service printed overleaf, available on request or accessible at http://www.sgs.com/en/Terms-and-Conditions.aspx and, for electronic format documents, subject to Terms and Conditions for Electronic Documents at http://www.sgs.com/en/Terms-and-Conditions/Terms-e-Document.aspx. Attention is drawn to the limitation of liability, indemnification and jurisdiction issues defined therein. Any holder of this document is advised that information contained hereon reflects the Company's findings at the time of its intervention only and within the limits of Client's instructions, if any. The Company's sole responsibility is to its Client and this document does not exonerate parties to a transaction from exercising all their rights and obligations under the transaction documents. This document cannot be reproduced except in full, without prior written approval of the Company. Any unauthorized alteration, forgery or falsification of the content or appearance of this document is unlawful and offenders may be prosecuted to the fullest extent of the law. Unless otherwise stated the results shown in this test report refer only to the sample(s) tested.
Attention: To check the authenticity of testing /inspection report & certificate, please contact us at telephone: (86-755) 8307 1443, or email: CN.Doccheck@sgs.com
SGS-CSTC Standards Technical Services Co., Ltd.
Shenzhen Branch
SGS Bldg, No.2, Jingshan Industrial Park, No.428, Jihua Road, Bantian, Longgang District, Shenzhen, China 518129 t (86-755) 25328888 f (86-755) 83106190 www.sgsgroup.com.cn
中国·深圳·龙岗区坂田吉华路430号江灏工业园4栋SGS大楼 邮编: 518129 t (86-755) 25328888 f (86-755) 83106190 e sgs.china@sgs.com
Member of the SGS Group (SGS SA)

UL Product iQ™

ZPMV2.E490354 - WIRING, PRINTED - COMPONENT

Wiring, Printed - Component

See General Information for Wiring, Printed - Component

O-LEADING SUPPLY CHAIN (HK) CO LTD
ROOM 1205, 12/F
TAI SANG BANK BLDG
130-132 DES VOEUS ROAD
CENTRAL, HONG KONG

E490354

Type	Cond Width Min mm(in)	Min Edge mm(in)	Cond Thk mic(mil)	SS/ DS/ DSO	Max Area Diam mm(in)	Solder Limits C	sec	Max Oper Temp C	Flame Class	Meets UL796 DSR	CTI
Multilayer (mass laminate) printed wiring boards.											
O-LEADING-401	0.1 (0.004)	0.3 (0.012)	34 (1.34)	DS	12.7 (0.5)	260	10	130	V-0	-	-
O-LEADING-407	0.08 (0.003)	0.2 (0.008)	17 (0.67)	DS	9.7 (0.4)	260	10	130	V-0	All	-
Multilayer printed wiring boards.											
O-LEADING-408	0.125 (0.005)	0.125 (0.005)	12 (0.47) Int:136	DS	50.8 (2.0)	280	20	130	V-0	All	*
Single layer printed wiring boards.											
O-LEADING-002	0.38 (0.015)	1.14 (0.045)	34 (1.34)	SS	19.1 (0.8)	260	10	105	V-0	All	-
O-LEADING-003	0.38 (0.015)	1.14 (0.045)	34 (1.34)	SS	19.1 (0.8)	260	10	130	V-0	▲	-
O-LEADING-033	0.15 (0.006)	0.3 (0.012)	34 (1.34)	SS	25.4 (1.0)	260	10	120	V-0	All	-
O-LEADING-205	0.1 (0.004)	0.3 (0.012)	34 (1.34)	DS	69.6 (2.7)	260	10	130	V-0	All	-
O-LEADING-206	0.15 (0.006)	0.33 (0.013)	17 (0.67)	DS	69.6 (2.7)	260	10	130	V-0	All	-
O-LEADING-D01	0.14 (0.006)	0.15 (0.006)	33 (1.30)	DS	25.4 (1.0)	260	10	130	V-0	All	*
O-LEADING-S01	0.25 (0.010)	0.25 (0.010)	17 (0.67)	SS	25.4 (1.0)	260	4	130	V-0	All	*

WIRING, PRINTED - COMPONENT | UL Product iQ

O-LEADING-S02	0.2 (0.008)	0.2 (0.008)	17 (0.67)	SS	25.4 (1.0)	260	4	130	HB	▲	*
O-LEADING-S03	0.25 (0.010)	0.25 (0.010)	34 (1.34)	SS	25.4 (1.0)	260	4	130	V-0	All	*

* - CTI marking is optional and may be marked on the printed wiring board.

Marking: Company name or file number and type designation. May be followed by a suffix to denote factory identification or burning test classification.

プロセス能力

PCB生産能力	
レイヤー数	1Layer-32Layer
仕上げ銅厚	1 / 3oz-12oz
最小線幅/間隔内部	3.0mil / 3.0mil
最小線幅/間隔外部	4.0mil / 4.0mil
最大アスペクト比	10: 1
板厚	0.2mm~5.0mm
最大パネルサイズ（インチ）	635 * 1500mm
最小ドリル穴サイズ	4mil
PIated穴許容差	+/- 3mil
BIind / Buried Vias (AIIタイプ)	はい
Via Fill (導電性、非導電性)	はい
基材	FR-4 、FR-4high Tg。ハロゲンフリー素材、ロジャース、アルミニウムベース、ポリイミド、重銅
表面仕上げ	HASL 、OSP 、ENIG 、HAL-LF、液浸銀、液浸スズ、ゴールドフィンガー、カーボンインク

SMT生産能力	
PCB材料	FR-4 、CEM-1 、CEM-3、アルミニウムベースのボード
最大PCBサイズ	510x460mm
最小PCBサイズ	50x50mm
PCBの厚さ	0.5mm~4.5mm
板厚	0.5~4mm
最小コンポーネントサイズ	0201
標準チップサイズコンポーネント	0603以上
コンポーネントの最大の高さ	15mm
最小リードピッチ	0.3mm
最小BGAボールピッチ	0.4mm
配置精度	+/- 0.03mm

梱包と配送

Shipping service

Quick Turn Lead Time		
Layer Count:	Lead Tim	Special Requirement
1L/2L	2-3days	24 Hours,48 Hours
4L	3-4days	48 Hours
6L	4-5days	72 Hours
8L	5-6days	NA
10L	6-7days	NA
12L	7-8days	NA
14L	8-9days	NA

Standard Lead Time		
Layer Count:	Sample Lead Time	Volume order lead time
2L	4 days	10 days
4L	5 days	11 days
6L	6 days	12 days
8L	8 days	14 days
10L	10 days	16 days
12L	12 days	18 days
14L	14 days	20 days
16-32L	18 days	24 days

[illegible]

1. O[illegible]

[illegible]

1.1[illegible]ISO 9001[illegible]2008[illegible]

1.2[illegible]

1.3[illegible]X[illegible]AOI[illegible]ICT[illegible]

1.4[illegible]

1.5[illegible]

2. O-Leading[illegible]

[illegible]10[illegible]2[illegible]3[illegible]4[illegible]RMB[illegible]31[illegible]

[illegible]O-Leading[illegible]

[illegible]

3. O-Leading[illegible]

[illegible]FR4[illegible]TG[illegible]/[illegible]PI[illegible]

4. PCB□□□PCBA□□□□□□□□□□□□□□□□□□□□□
4.1 BOM□□□□□□□□□□□□□□□□□□□□□□□□□□□□□□□□□□
4.2 PCB□□□□□□□□□
4.3 PCB□□□□PCBA□□□□
4.4□□□□□□
4.5□□□□□□□□□□□□□□□□□□□□□□

5.□□PCB□□□□□□□□□□□□□□□□□□□
□□□□□→□□□□□□□□□→□□□□□□□→□□AOI→□□□□□□→□□□□□□□□□□□□□□□→□□□→PTH→□□□□□□→□□□□□□□□□□→□□□□□□□→□□□□□□□→□□AOI→□□□□□□→□□□□□□□□□□→□□□□□→□□□□□□→E / T→□□□□□

6. HDI□□□□□□□□□□□□□
□□□□□□□□□□□□□□□□□□□□□□□□□□□□□□□VCP□□□□□□□□□□LDI□□□
□□□□□□□□□□□□□□□□□□□□□□□□□□□□□□□□□□□LDI□□

7. O-□□□□□□□□□□□□□□□□□□□□□□□□
O-□□□□□□ENIG□OSP□LF-HASL□□□□□□□□□□□□□/□□
OSI□ENIG□OSP + ENIG□HDI□□□□□□□□□□□BGAPAD□□□□0.3 mm□□□□□□□□□□□□□□□□□OSP OSP + ENIG□□□□
□□□□□□□□□□□

8. FPC□□□□□□□□□□□□□□□□□ O-Leading□SMT□□□□□□□□□□□□□□
O-Leading□FPC□1□□□8□□□□□□□□□□□□□□□□□□□□□2000mm * 240mm□□□□□□□□□□□□□□□□□□□□□□□□□□□□□□□□
□□□□□□□SMT□□□□□□□□□□□□□□□□□□□□

9. PCB□□□□□□□□□□□□□□□□□□□□□
□□;
□□□□;
□□□□□□;
□□□□□□□;
PCB□□□;
□□□□;
□□□□□□□

10. PCB□PWB□FPC□□□□□□□□□□□□□□□□□□
PCB□□□□□□□□□□□□□
PWB□Printed Wire Board□□□□□□□□□□□□□□□□□□□□□
FPC□□□□□□□□□□□□□□□□□□□

11. PCB□□□□□□□□□□□□□□□□□□□□□□□□□□□
PCB□□□□□□□□□□□□□□□□□□□□□□□□□□□□□□□□
□□□Tg□□□□□□□□□□□□□□□□□□□□□□
□CTE□□□□□□□□□□□□□□□□□
□□□□□□□□□□□□PCB□250℃□□□□□□□□□□□□□50□□□□□□□□□□□□□□
□□□□□□□□□□□□□□□□□□□□□PCB□□□□□/□□□□□□□□□□□□□□□□□□□□□□□□PCB□□□□□□□□□□□□□□□□□□□□□□□□□□□□□□□□□□□□□□
□□□□□□□□□□□□□□□

12. O-leading□□□□□□□□□□□PCB□□□□□□□□□□□□
O-leading□□□□□□□□□□PCB□□FPC□PCB□□□
□□

13.□□□□□□□□□□□□□□□□□□□□□□
□□□□□□□□□□□□□□□□POLAR INSTRUMENTS□SI6000 soft□□□CITS 500s□□□□□□□□□□□□□□□□□□□□□□
□□