[illegible]

[illegible]	[illegible]
[illegible]	[illegible]
[illegible]	23.5 * 4 * 1.6cm
[illegible]	22G
[illegible]	[illegible]
[illegible]	[illegible] [illegible] [illegible]

2020 [illegible] [illegible]

[illegible]

Color Options

- Transparent Orange
- Transparent Black
- Transparent Yellow
- Transparent Pink
- Transparent Blue
- Transparent Red
- Solid Red
- Solid Pink
- Solid Blue
- Solid Yellow

Transparent color Solid Color


235mm
40mm

Bottle

NEW

Refill Bottle

□□□□□

□□□□	□□
□□□□□□□□□□□□□	23.5X4X1.6 cm
□□□□□□	0.220 kg
□□□□□□□	□□□□□□□□□Opp□□□
□□□□	package-img package-img

□□□□□□□

□□□□□	1□100	101□5000	5001□10000	> 10000
EST□□□□□□□□□□□□□	5	7	10	□□□□□

□□□□□□□□□□□□ □□□□□□□□□□□□□□□□□□

□□□□□1□□□□□□10000□□□/□□

□□□

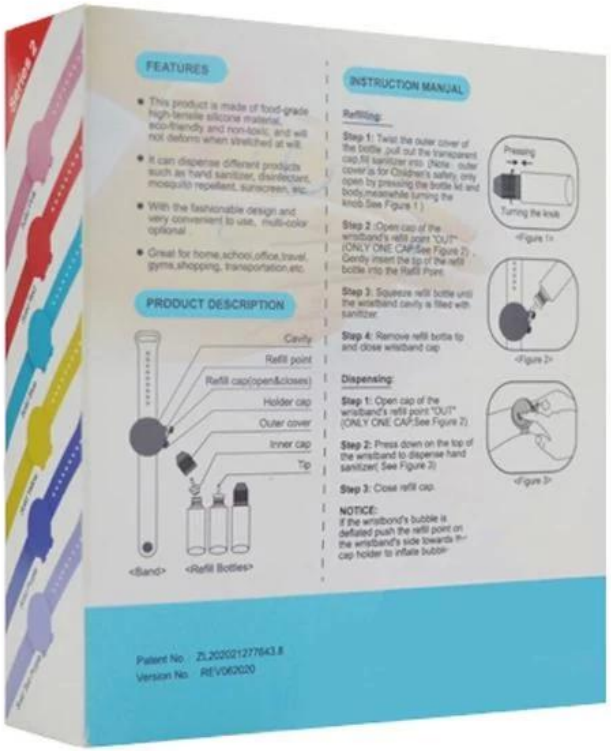

FEATURES

- This product is made of food-grade high-tensile silicone material, eco-friendly and non-toxic, and will not deform when stretched at will.
- It can dispense different products such as hand sanitizer, disinfectant, mosquito repellent, sunscreen, etc.
- With the fashionable design and very convenient to use, multi-color optional.
- Great for home,school,office,travel, gyms,shopping, transportation,etc.

PRODUCT DESCRIPTION

Cavity
Refill point
Refill cap(open&closes)
Holder cap
Outer cover
Inner cap
Tip

<Band> <Refill Bottles>

INSTRUCTION MANUAL

Refilling:

Step 1: Twist the outer cover of the bottle ,pull out the transparent cap,fill sanitizer into .(Note : outer cover is for Children's safety, only open by pressing the bottle lid and body,meanwhile turning the knob.See Figure 1)

Pressing
Turning the knob
<Figure 1>

Step 2 :Open cap of the wristband's refill point "OUT" (ONLY ONE CAP.See Figure 2) Gently insert the tip of the refill bottle into the Refill Point.

<Figure 2>

Step 3: Squeeze refill bottle until the wristband cavity is filled with sanitizer.

Step 4: Remove refill bottle tip and close wristband cap

Dispensing:

Step 1: Open cap of the wristband's refill point "OUT" (ONLY ONE CAP.See Figure 2)

Step 2: Press down on the top of the wristband to dispense hand sanitizer(See Figure 3)

<Figure 3>

Step 3: Close refill cap.

NOTICE:
If the wristbond's bubble is deflated push the refill point on the wristband's side towards the cap holder to inflate bubble

Series 2

Patent No. ZL202021277643.8
Version No. REV062020

O-leading□□□□□

□□□□□□□□□□□□□□□□□□□□□1□□□2□□
□□□□□O-□□□□□□□□□□□□□□□□□□□□□□□□□□□□ □□□□□□

O-LEADING
To Be Reliable, To Be Valuable
WELCOME
SPECIALTIES
CERTIFICATIONS
CONTACT
FIGHTING COME ON

O-LEADING TRAINING

Keep LEARNING

There's a phrase in Buddhism, 'Beginner's mind.'

It's wonderful to have a beginner's mind

WE HAVE A DREAM

Keep RUNNING

I would like to live to study and not study to live.

----Bacon

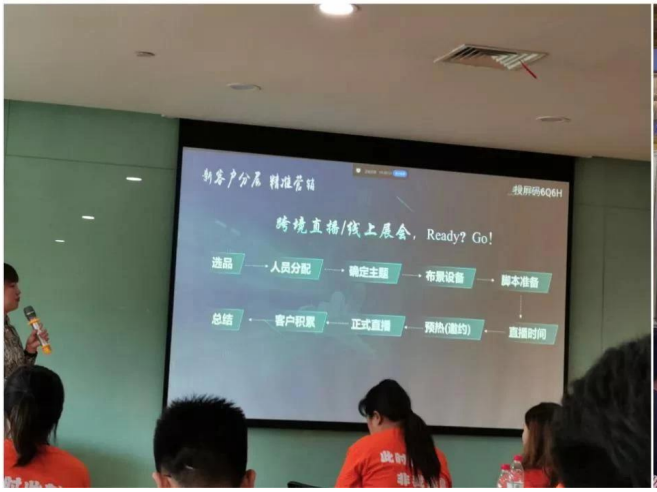

O-LEADING CUSTOMER

To be RELIABLE

Quality first ,

Customer supreme ,

Scientifically management ,

Striving for famous brand



THE CUSTOMER IS KING

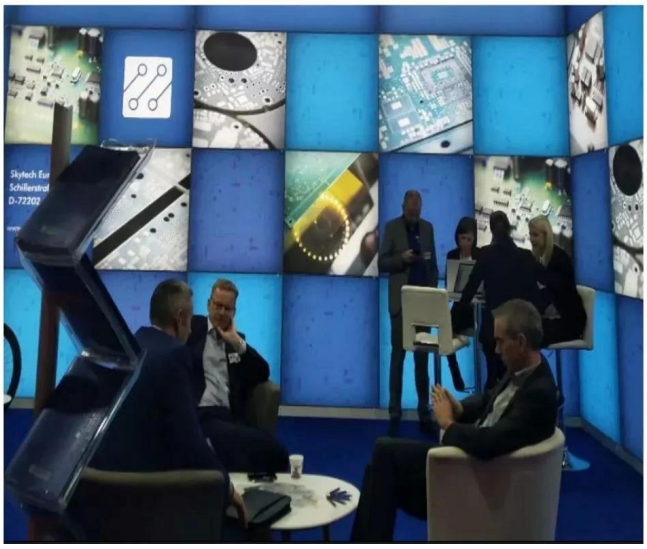

To be VALUABLE

Science and technology keeps head ,

Put people first,

Be precise and practical,

contribute sincerely