

Tervetuloa O-johtavaan

O-Leading pyrkii olemaan yhden luukun ratkaisukumppani EMS-toimitusketjussa, mukaan lukien piirilevyjen suunnittelu, piirilevyjen valmistus ja piirilevyjen kokoaminen (PCBA). Tarjoamme joitain edistyneimmistä piirilevytekniikoista, mukaan lukien HDI-piirilevyt, monikerroksiset piirilevyt, jäykät ja joustavat piirilevyt. Voimme tukea prototyypin nopeasta kääntämisestä keskisuurten ja massatuotantoon. ([Monikerroksinen pcb-valmistaja Kiina](#))


Yleisesti ottaen globaalit asiakkaamme ovat erittäin vaikuttuneita palveluistamme: nopea reagointi, kilpailukykyinen hinta ja sitoutuminen laatuun. Arvokkaamman teknisen palvelun ja kokonaisratkaisun tarjoaminen on O-tapa edetä.


Tulevaisuuden näkökulmasta O-johtava keskittyy aina elektroniikan valmistustekniikan innovaatioihin ja kehitykseen ja pyrkii jatkuvasti PCB: n ja PCBA: n keskitettyyn palveluun tarjoamaan ensiluokkaisia palveluita ja luomaan enemmän arvoa asiakkaillemme.


Napsauta näitä saadaksesi lisätietoja: [HDI-piirilevyjen valmistaja Kiina](#)


Tuotteen Kuvaus

PCB P / N	RF560032Q_V5.0
Kerrosluku	4L (L1 □ L4 jäykkä □ L2 □ L3 Flex)
materiaali	FR-4 TG170
Hallitus thk	1.2mm
kupari thk	1 / H / H / 1oz
Pienin reiän koko	0.5MM
Reikien lukumäärä (kpl)	285
linja w / s	12 / 12mil
Impedanssisäätö. KYLLÄ / EI (Tol%)	N
Pinnan viimeistely	LF HASL Sn: 1-40UM
Juotosmaskin silkkipaino	Vihreä / valkoinen
Yhden hallituksen koko	Himmeä X (mm): 220,00; himmeä Y (mm): 80,00
Panelisation	Himmeä X (mm): 230,00; himmeä Y (mm): 90,00; UPS: n määrä: 1
Special: irrotettava naamio:	N
Reititys / Lävistys	CNC + V-CUT









www.o-leading.com

Kauko-ohjattava piirilevyratkaisu

Tiimimme



Factory PCB



Automatic vacuum press machine



Drilling Machine



Pattern Plating Machine



Scrubbing Machine



Developing Machine



Routing Machine



High-speed flying probe machine



E-test Machine

Factory SMT







Test Report

No. SZXEC1900530401 Date: 30 Mar 2019 Page 1 of 6

O-LEADING SUPPLY CHAIN (HK) CO., LIMITED

1313.FLOOR 13, FORTUNE BUILDING, DANSHUI TOWN, HUIYANG DISTRICT, HUIZHOU, GUANGDONG, CHINA

The following sample(s) was/were submitted and identified on behalf of the clients as : OSP

SGS Job No. : RP19-005089 - SZ
Date of Sample Received : 22 Mar 2019
Testing Period : 22 Mar 2019 - 30 Mar 2019
Test Requested : Selected test(s) as requested by client.
Test Method : Please refer to next page(s).
Test Results : Please refer to next page(s).

Conclusion : Based on the performed tests on submitted sample(s), the results of Lead, Mercury, Cadmium, Hexavalent chromium, Polybrominated biphenyls (PBBs), Polybrominated diphenyl ethers (PBDEs) and Phthalates such as Bis(2-ethylhexyl) phthalate (DEHP) , Butyl benzyl phthalate (BBP), Dibutyl phthalate (DBP) , and Diisobutyl phthalate (DIBP) comply with the limits as set by RoHS Directive (EU) 2015/863 amending Annex II to Directive 2011/65/EU.

Signed for and on behalf of
SGS-CSTC Standards Technical Services Co., Ltd. Shenzhen Branch

Tina
Tina Fan
Approved Signatory



Unless otherwise agreed in writing, this document is issued by the Company subject to its General Conditions of Service printed overleaf, available on request or accessible at http://www.sgs.com/terms-and-conditions.aspx and, for electronic format documents, subject to Terms and Conditions for Electronic Documents at http://www.sgs.com/terms-and-conditions/ElectronicDocuments.aspx. Attention is drawn to the limitation of liability, indemnification and jurisdiction issues defined therein. Any holder of this document is advised that unless he/she expressly agrees to the Company's liability at the time of its intended use, the limits of the Company's liability are restricted to the extent of the Company's liability under the applicable law. This document does not constitute an offer of any financial product or service. The Company's liability is limited to the extent of the Company's liability under the applicable law. The appearance of this document is unlawful and offenders may be prosecuted to the fullest extent of the law. Unless otherwise stated the results shown in this report refer only to the samples tested.

Member of the SGS Group (SGS SA)



Test Report

No. SZXEC1900530401 Date: 30 Mar 2019 Page 2 of 6

Test Results :

Test Part Description :

Table with 3 columns: Specimen No., SGS Sample ID, Description. Row 1: SN1, SZX19-005304.001, Green"PCB"

Remarks :

- (1) 1 mg/kg = 1 ppm = 0.0001%
(2) MDL = Method Detection Limit
(3) ND = Not Detected (< MDL)
(4) "-" = Not Regulated

RoHS Directive (EU) 2015/863 amending Annex II to Directive 2011/65/EU

Test Method : With reference to IEC 62321-4:2013+A1:2017, IEC 62321-5:2013, IEC 62321-7-2:2017, IEC 62321-6:2015 and IEC 62321-8:2017, analyzed by ICP-OES, UV-Vis and GC-MS.

Table with 5 columns: Test Item(s), Limit, Unit, MDL, 0/1. Lists various substances like Cadmium, Lead, Mercury, Hexavalent Chromium, Sum of PBBs, etc. with their respective limits and detection results.



Unless otherwise agreed in writing, this document is issued by the Company subject to its General Conditions of Service printed overleaf, available on request or accessible at http://www.sgs.com/terms-and-conditions.aspx and, for electronic format documents, subject to Terms and Conditions for Electronic Documents at http://www.sgs.com/terms-and-conditions/ElectronicDocuments.aspx. Attention is drawn to the limitation of liability, indemnification and jurisdiction issues defined therein. Any holder of this document is advised that unless he/she expressly agrees to the Company's liability at the time of its intended use, the limits of the Company's liability are restricted to the extent of the Company's liability under the applicable law. This document does not constitute an offer of any financial product or service. The Company's liability is limited to the extent of the Company's liability under the applicable law. The appearance of this document is unlawful and offenders may be prosecuted to the fullest extent of the law. Unless otherwise stated the results shown in this report refer only to the samples tested.

Member of the SGS Group (SGS SA)



ZPMV2.E490354 - WIRING, PRINTED - COMPONENT

Wiring, Printed - Component

See General Information for Wiring, Printed - Component

O-LEADING SUPPLY CHAIN (HK) CO LTD
 ROOM 1205, 12/F
 TAI SANG BANK BLDG
 130-132 DES VOEUS ROAD
 CENTRAL, HONG KONG

E490354

Type	Cond Width			SS/ DS/ DSO	Max	Max		Meets UL796	C T	
	Min	Cond	Area		Solder	Oper	Flame			
	mm(in)	Edge Thk	Diam		Limits	Temp				Class
Multilayer (mass laminate) printed wiring boards.										
O-LEADING-401	0.1 (0.004)	0.3 (0.012)	34 (1.34)	DS	12.7 (0.5)	260	10	130	V-0	-
O-LEADING-407	0.08 (0.003)	0.2 (0.008)	17 (0.67)	DS	9.7 (0.4)	260	10	130	V-0	All
Multilayer printed wiring boards.										
O-LEADING-408	0.125 (0.005)	0.125 (0.005)	12 (0.47) Int:136	DS	50.8 (2.0)	280	20	130	V-0	All *
Single layer printed wiring boards.										
O-LEADING-002	0.38 (0.015)	1.14 (0.045)	34 (1.34)	SS	19.1 (0.8)	260	10	105	V-0	All -
O-LEADING-003	0.38 (0.015)	1.14 (0.045)	34 (1.34)	SS	19.1 (0.8)	260	10	130	V-0	▲ -
O-LEADING-033	0.15 (0.006)	0.3 (0.012)	34 (1.34)	SS	25.4 (1.0)	260	10	120	V-0	All -
O-LEADING-205	0.1 (0.004)	0.3 (0.012)	34 (1.34)	DS	69.6 (2.7)	260	10	130	V-0	All -
O-LEADING-206	0.15 (0.006)	0.33 (0.013)	17 (0.67)	DS	69.6 (2.7)	260	10	130	V-0	All -
O-LEADING-D01	0.14 (0.006)	0.15 (0.006)	33 (1.30)	DS	25.4 (1.0)	260	10	130	V-0	All *
O-LEADING-S01	0.25 (0.010)	0.25 (0.010)	17 (0.67)	SS	25.4 (1.0)	260	4	130	V-0	All *

WIRING, PRINTED - COMPONENT | UL Product iQ

O-LEADING-S02	0.2 (0.008)	0.2 (0.008)	17 (0.67)	SS	25.4 (1.0)	260	4	130	HB	▲ *
O-LEADING-S03	0.25 (0.010)	0.25 (0.010)	34 (1.34)	SS	25.4 (1.0)	260	4	130	V-0	All *

* - CTI marking is optional and may be marked on the printed wiring board.

Marking: Company name or file number and type designation. May be followed by a suffix to denote factory identification or burning test classification.

并不是所有出现在本数据库中的公司名称和产品都满足了UL跟踪检验服务的要求。只有带有UL标志的产品，才应该被视为经过UL认证，并满足UL跟踪检验服务的要求。注意查看产品上的标志。

UL 允许在线认证目录中所含材料的复制遵循以下条件：1.指南信息、装配、构造、设计、系统和/或认证（文件）必须在不篡改任何数据（或图纸）的情况下完整且无误导性地呈现。2.经UL允许从在线认证目录转载“声明必须出现在所提取材料的邻近位置。此外，转载材料必须包含以下格式的版权声明：“© 2019 UL LLC”

Shipping service



Quick Turn Lead Time		
Layer Count:	Lead Tim	Special Requirement
1L/2L	2-3days	24 Hours,48 Hours
4L	3-4days	48 Hours
6L	4-5days	72 Hours
8L	5-6days	NA
10L	6-7days	NA
12L	7-8days	NA
14L	8-9days	NA

Standard Lead Time		
Layer Count:	Sample Lead Time	Volume order lead time
2L	4 days	10 days
4L	5 days	11 days
6L	6 days	12 days
8L	8 days	14 days
10L	10 days	16 days
12L	12 days	18 days
14L	14 days	20 days
16-32L	18 days	24 days

Prosessin kyky

Piirilevyjen tuotantokapasiteetit

Kerrosäärä: 1-kerros-32-kerros

Valmiiden kuparien paksuus □ 1 / 3oz-12oz

Min Rivin leveys / etäisyys sisäinen □ 3,0mil / 3,0mil

Min Rivin leveys / välinen etäisyys: 4,0mil / 4,0mil

Suurin kuvasuhde: 10: 1

Levyn paksuus □ 0,2-5,0 mm

Paneelin enimmäiskoko (tuumaa): 635 * 1500 mm

Poratun reiän vähimmäiskoko: 4mil

PI-reikätoleranssi: +/- 3mil

Blind / Buried Vias (All-tyypit): YES

Täyttämällä (johtava, johtamaton): KYLLÄ

Pohjamateriaali: FR-4, FR-4korkean painon halogeeniton materiaali, Rogers, alumiininen pohja,polyimidi,
Raskas kupari

Pintakäsittelyt: HASL, OSP, ENIG, HAL-LF, hopea,Lummersion Tina, kultaiset sormet, hiilimuste

SMT-tuotantokapasiteetit

Piirilevymateriaali: FR-4, CEM-1, CEM-3, alumiinipohjainen levy
Suurin piirilevyn koko: 510x460 mm
Minimi piirilevyn koko \square 50x50mm
Piirilevyn paksuus \square 0,5-4,5 mm
Levyn paksuus \square 0,5-4mm
Komponenttien vähimmäiskoko: 0201
Tavallinen sirukoko-komponentti: 0603 ja suurempi
Komponentin enimmäiskorkeus \square 15mm
Pienin lyijyväli: 0,3 mm
Minimi BGA-palloväli: 0,4 mm
Sijoituksen tarkkuus: +/- 0,03 mm