

# Bienvenido a O-Leading

Somos fabricantes profesionales de PCB con más de diez años de experiencia. Gama de productos: PCB de una capa, de doble cara y de múltiples capas, PCB flexible y MCPCB. Podemos proporcionar un servicio prototipo rápido: S / S en 24 horas, 4-8 capas en 48-96 horas de trabajo.

AGUJEROS DE PLACA DE COBRE MÍNIMO .025 AVG, .020 MIN .. LOS AGUJEROS NO PUEDEN SER ENCHUFADOS

Paquete con película de burbujas transparente incolora, 25 PCS / bolsa, coloque el desecante en el costado, coloque la tarjeta indicadora de humedad en el lado superior

HAGA CLIC EN ESTOS PARA OBTENER MÁS INFORMACIÓN: [Fabricante de placas multicapa china](#)

## Descripción del producto

### Detalles Rápidos


Lugar de origen	Guangdong China (continental)	Nombre de la marca	O-Leading
Material de base	FR-4` ` Aluminio	Espesor de cobre	0.5oz-5oz
Min. Tamaño del agujero	0.2mm	Min. Ancho de línea	0.2mm
Acabado de superficies	oro de inmersión, OSP, HASL sin plomo	Espesor del tablero	0.1-5mm
aplicable a	led, teléfono móvil, aires acondicionados, lavadoras	personaje	Control industrial pcb
certificados	ISO9001, UL, RoHS, SGS	Q / CTN:	10PCS-100PCS
peso	0.01kg -5kg	MOQ:	10 piezas
color	azul, rojo, verde, negro. amarillo	Min. Espaciado entre líneas	0.2mm
Número de modelo	fabricante del pcba de la assembly del pcb del banco del poder	precio	\$ 0.1- \$ 10
tipo de diseño	requisito del cliente	tamaño	0.01m3-10m3

### Capacidad de producción

**16 años de fabricación profesional de placas de circuito impreso de OEM ( [Fabricante de montaje de PCB china](#) )**


artículo	2014		2015 ~ 2016		2017 ~ 2018	
	Volumen	Muestra	Volumen	Muestra	Volumen	Muestra
Recuento de capas	32	42	38	44	42	48
Línea mínima / espacio (µm)	50/50	40/45	40/45	40/40	35/40	35/35
Min taladro diámetro (mm)	0,15	0,10	0,15	0,10	0,15	0,10
Relación de aspecto de PTH	14: 1	16: 1	16: 1	18: 1	18: 1	20: 1

N + C + N	4 + C + 4	5 + C + 5	5 + C + 5	6 + C + 6	5 + C + 5	6 + C + 6
Cualquier interconexión de capa	5 + 2 + 5	6 + 2 + 6	5 + 2 + 5	6 + 2 + 6	5 + 2 + 5	6 + 2 + 6
Placa de llenado a través de	SI	-	SI	-	SI	-
Min. espesor del núcleo (sin cobre) (µm)	50	40	40	30	40	30
Min. Diámetro del taladro láser (µm)	75	sesenta y cinco	sesenta y cinco	50	50	40
Via en enterrado agujero / apilado vía	SI	-	SI	-	SI	-
Material	FR4, Megtron, Nelco, Rogers, Heavy Copper, etc.					
PCB condensador incorporado	SI	-	SI	-	SI	-
Proceso de superficie	HASL sin plomo, ENIG, OSP, plata de inmersión, estaño de inmersión, Flash dorado, chapado en oro, chapado selectivo en oro duro, Máscara de soldadura despegable, tinta de carbón					




Serigrafía Tinta de flexión ventas al por mayor

**O-LEADING**  
To Be Reliable, To Be Valuable



[www.o-leading.com](http://www.o-leading.com)

Fabricante de PCB de doble lado china



[www.o-leading.com](http://www.o-leading.com)

Nuestro equipo



---

Factory PCB

---



Automatic vacuum press machine



Drilling Machine



Pattern Plating Machine



Scrubbing Machine



Developing Machine



Routing Machine



High-speed flying probe machine



E-test Machine

---

Factory SMT

---



# Certificaciones

CICC INSPECTION CERTIFICATION



**嘉泰认证**

**QUALITY MANAGEMENT SYSTEM CERTIFICATE**

Certificate No: 18118Q10347R05

**We hereby certify that**  
**O-LEADING SUPPLY CHAIN(HK) CO.,LIMITED**  
 Credit No: 61691591-000-07-18-7  
 Registration Add: FLAT/RM 1205 12/F TAI SANG BANK BUILDING 130-132 DES  
 VDEUS ROAD CENTRAL HK  
 Business Add: 1213, Floor 13, Fortune Building, Danshui Town, Huiyang  
 District, Huizhou, Guangdong, China

Has implemented and maintains a **Quality Management System**  
 Which fulfills the requirements of the following standards  
 GB/T19001-2016 idt ISO9001:2015

**Scope of certification**  
 Sales of printed circuit boards

Initial issuance period: February 27, 2018  
 Renewal date: April 22, 2019  
 This certificate is valid during: April 22, 2019 – February 26, 2021  
 This certificate is invalid without CICC qualified label in the following period

First supervision and audit	Second supervision and audit	Qualified mark
-----------------------------	------------------------------	----------------

The certification registration fee does not include those production stages which fail to be covered by the relevant effective administrative procedures and qualification procedures stipulated by the client. The effectiveness of this certificate shall be restricted to those activities which are covered by the certification. The initial issuance of this certification can be searched on the portal of CICC www.cicc.com.cn






CICC INSPECTION CERTIFICATION



**嘉泰认证**

**质量管理体系认证证书**

证书号: 18118Q10347R05

**兹证明**  
**诚领供应链(香港)有限公司**  
 统一社会信用代码: 61691591-000-07-18-7  
 注册地址: 香港中環德輔道中130-132號大生銀行大廈1205室  
 经营地址: 广东惠州惠阳淡水南亨西路财富大厦13楼1313

**建立的质量管理体系符合**  
 GB/T19001-2016 idt ISO9001:2015 质量标准适用条款的要求

**认证范围**  
 印刷线路板的销售

初次获证日期: 2018年02月27日  
 换证日期: 2019年04月22日  
 证书有效期: 自2019年04月22日至2021年02月26日  
 在下列期限内, 未经CICC黏贴合格标贴, 本证书无效

第一次监督	第二次监督	黏贴处
-------	-------	-----

本证书认证范围不包括未取得有效的国家规定的行政许可、资质许可的产品/服务范围; 本证书通过CICC定期监督审核保持, 与年度《保持认证通知书》共同方为有效; 本证书信息可在国家认监委网站: www.cnca.gov.cn及CICC网站www.cicc.com.cn查询






**Test Report**

No. SZXEC1900530401 Date: 30 Mar 2019 Page 1 of 6

**O-LEADING SUPPLY CHAIN (HK) CO., LIMITED**

1313.FLOOR 13, FORTUNE BUILDING, DANSHUI TOWN, HUIYANG DISTRICT, HUIZHOU, GUANGDONG, CHINA

The following sample(s) was/were submitted and identified on behalf of the clients as : OSP

SGS Job No. : RP19-006089 - SZ  
 Date of Sample Received : 22 Mar 2019  
 Testing Period : 22 Mar 2019 - 30 Mar 2019  
 Test Requested : Selected tests(s) as requested by client.  
 Test Method : Please refer to next page(s).  
 Test Results : Please refer to next page(s).

Conclusion : Based on the performed tests on submitted sample(s), the results of Lead, Mercury, Cadmium, Hexavalent chromium, Polybrominated biphenyls (PBBs), Polybrominated diphenyl ethers (PBDEs) and Phthalates such as Bis(2-ethylhexyl) phthalate (DEHP), Butyl benzyl phthalate (BBP), Dibutyl phthalate (DBP), and Diisobutyl phthalate (DIBP) comply with the limits as set by RoHS Directive (EU) 2015/863 amending Annex II to Directive 2011/65/EU.

Signed for and on behalf of  
SGS-CSTC Standards Technical Services Co., Ltd. Shenzhen Branch
  
 Tina Fan  
 Approved Signatory


Unless otherwise agreed in writing, this document is issued by the Company subject to its General Conditions of Service printed overleaf, available on request or accessible at <http://www.sgs.com/terms-and-conditions.aspx> and, for electronic format documents, subject to Terms and Conditions for Electronic Documents at <http://www.sgs.com/terms-and-conditions.aspx>. Attention is drawn to the limitation of liability, indemnification and jurisdiction issues defined therein. Any holder of this document is advised that unless they expressly release the Company's liability at the time of its intended use, they agree to the terms of the Client's instructions. In any event, the Company's sole responsibility is to its Client and this document does not constitute a guarantee of accuracy or warranty of any kind, either express or implied, and the Company's liability is limited to the extent of the services actually performed. Any reliance on the results of this document is undertaken at the user's sole risk and the user releases the Company from any and all claims, damages, losses, expenses, costs, and obligations under the transaction documents. This document cannot be reproduced, stored in a retrieval system, or transmitted in any form or by any means, electronic, mechanical, photocopying, recording, or otherwise, without prior written approval of the Company. Any unauthorized alteration, forgery or falsification of the content or appearance of this document is unlawful and offenders may be prosecuted to the fullest extent of the law. Unless otherwise stated the results shown in this report refer only to the samples tested.

Member of the SGS Group (SGS SA)

**Test Report**

No. SZXEC1900530401 Date: 30 Mar 2019 Page 2 of 6

**Test Results :****Test Part Description :**

Specimen No.	SGS Sample ID	Description
SN1	SZX19-005304.001	Green"PCB"

**Remarks :**

- (1) 1 mg/kg = 1 ppm = 0.0001%
- (2) MDL = Method Detection Limit
- (3) ND = Not Detected ( < MDL )
- (4) "-" = Not Regulated

**RoHS Directive (EU) 2015/863 amending Annex II to Directive 2011/65/EU**

Test Method : With reference to IEC 62321-4:2013+A1:2017, IEC 62321-5:2013, IEC 62321-7-2:2017, IEC 62321-6:2015 and IEC 62321-8:2017, analyzed by ICP-OES, UV-Vis and GC-MS.

Test Item(s)	Limit	Unit	MDL	Q27
Cadmium (Cd)	100	mg/kg	2	ND
Lead (Pb)	1,000	mg/kg	2	8
Mercury (Hg)	1,000	mg/kg	2	ND
Hexavalent Chromium (Cr(VI))	1,000	mg/kg	8	ND
Sum of PBBs	1,000	mg/kg	-	ND
Monobromobiphenyl	-	mg/kg	5	ND
Dibromobiphenyl	-	mg/kg	5	ND
Tribromobiphenyl	-	mg/kg	5	ND
Tetrabromobiphenyl	-	mg/kg	5	ND
Pentabromobiphenyl	-	mg/kg	5	ND
Hexabromobiphenyl	-	mg/kg	5	ND
Heptabromobiphenyl	-	mg/kg	5	ND
Octabromobiphenyl	-	mg/kg	5	ND
Nonabromobiphenyl	-	mg/kg	5	ND
Decabromobiphenyl	-	mg/kg	5	ND
Sum of PBDEs	1,000	mg/kg	-	ND
Monobromodiphenyl ether	-	mg/kg	5	ND
Dibromodiphenyl ether	-	mg/kg	5	ND
Tribromodiphenyl ether	-	mg/kg	5	ND
Tetrabromodiphenyl ether	-	mg/kg	5	ND
Pentabromodiphenyl ether	-	mg/kg	5	ND



Unless otherwise agreed in writing, this document is issued by the Company subject to its General Conditions of Service printed overleaf, available on request or accessible at <http://www.sgs.com/terms-and-conditions.aspx> and, for electronic format documents, subject to Terms and Conditions for Electronic Documents at <http://www.sgs.com/terms-and-conditions.aspx>. Attention is drawn to the limitation of liability, indemnification and jurisdiction issues defined therein. Any holder of this document is advised that unless they expressly release the Company's liability at the time of its intended use, they agree to the terms of the Client's instructions. In any event, the Company's sole responsibility is to its Client and this document does not constitute a guarantee of accuracy or warranty of any kind, either express or implied, and the Company's liability is limited to the extent of the services actually performed. Any reliance on the results of this document is undertaken at the user's sole risk and the user releases the Company from any and all claims, damages, losses, expenses, costs, and obligations under the transaction documents. This document cannot be reproduced, stored in a retrieval system, or transmitted in any form or by any means, electronic, mechanical, photocopying, recording, or otherwise, without prior written approval of the Company. Any unauthorized alteration, forgery or falsification of the content or appearance of this document is unlawful and offenders may be prosecuted to the fullest extent of the law. Unless otherwise stated the results shown in this report refer only to the samples tested.

Member of the SGS Group (SGS SA)





## ZPMV2.E490354 - WIRING, PRINTED - COMPONENT

## Wiring, Printed - Component

See General Information for Wiring, Printed - Component

**O-LEADING SUPPLY CHAIN (HK) CO LTD**

E490354

ROOM 1205, 12/F  
TAI SANG BANK BLDG  
130-132 DES VOEUS ROAD  
CENTRAL, HONG KONG

Type	Cond Width		Cond Thk mic(mil)	SS/ DS/ DSO	Max	Max		Meets	C	I	
	Min	Edge			Area	Solder	Oper				Flame
	mm(in)	mm(in)			Diam mm(in)	Limits C	Temp sec	Class C	UL796 DSR	T	
<b>Multilayer (mass laminate) printed wiring boards.</b>											
<b>O-LEADING-401</b>	0.1 (0.004)	0.3 (0.012)	34 (1.34)	DS	12.7 (0.5)	260	10	130	V-0	-	-
<b>O-LEADING-407</b>	0.08 (0.003)	0.2 (0.008)	17 (0.67)	DS	9.7 (0.4)	260	10	130	V-0	All	-
<b>Multilayer printed wiring boards.</b>											
<b>O-LEADING-408</b>	0.125 (0.005)	0.125 (0.005)	12 (0.47) Int:136	DS	50.8 (2.0)	280	20	130	V-0	All	*
<b>Single layer printed wiring boards.</b>											
<b>O-LEADING-002</b>	0.38 (0.015)	1.14 (0.045)	34 (1.34)	SS	19.1 (0.8)	260	10	105	V-0	All	-
<b>O-LEADING-003</b>	0.38 (0.015)	1.14 (0.045)	34 (1.34)	SS	19.1 (0.8)	260	10	130	V-0	▲	-
<b>O-LEADING-033</b>	0.15 (0.006)	0.3 (0.012)	34 (1.34)	SS	25.4 (1.0)	260	10	120	V-0	All	-
<b>O-LEADING-205</b>	0.1 (0.004)	0.3 (0.012)	34 (1.34)	DS	69.6 (2.7)	260	10	130	V-0	All	-
<b>O-LEADING-206</b>	0.15 (0.006)	0.33 (0.013)	17 (0.67)	DS	69.6 (2.7)	260	10	130	V-0	All	-
<b>O-LEADING-D01</b>	0.14 (0.006)	0.15 (0.006)	33 (1.30)	DS	25.4 (1.0)	260	10	130	V-0	All	*
<b>O-LEADING-S01</b>	0.25 (0.010)	0.25 (0.010)	17 (0.67)	SS	25.4 (1.0)	260	4	130	V-0	All	*

## WIRING, PRINTED - COMPONENT | UL Product iQ

<b>O-LEADING-S02</b>	0.2 (0.008)	0.2 (0.008)	17 (0.67)	SS	25.4 (1.0)	260	4	130	HB	▲	*
<b>O-LEADING-S03</b>	0.25 (0.010)	0.25 (0.010)	34 (1.34)	SS	25.4 (1.0)	260	4	130	V-0	All	*

\* - CTI marking is optional and may be marked on the printed wiring board.

Marking: Company name or file number and type designation. May be followed by a suffix to denote factory identification or burning test classification.

并不是所有出现在本数据库中的公司名称和产品都满足了UL跟踪检验服务的要求。只有带有UL标志的产品，才应该被视为经过UL认证，并满足UL跟踪检验服务的要求。注意查看产品上的标志。

UL允许在线认证目录中所含材料的复制遵循以下条件：1.指南信息、装配、构造、设计、系统和/或认证（文件）必须在不篡改任何数据（或图纸）的情况下完整且无误导性地呈现。2.经UL允许从在线认证目录转载“声明必须出现在所提取材料的邻近位置。此外，转载材料必须包含以下格式的版权声明：“© 2019 UL LLC”

## Shipping service



Quick Turn Lead Time		
Layer Count:	Lead Tim	Special Requirement
1L/2L	2-3days	24 Hours,48 Hours
4L	3-4days	48 Hours
6L	4-5days	72 Hours
8L	5-6days	NA
10L	6-7days	NA
12L	7-8days	NA
14L	8-9days	NA

Standard Lead Time		
Layer Count:	Sample Lead Time	Volume order lead time
2L	4 days	10 days
4L	5 days	11 days
6L	6 days	12 days
8L	8 days	14 days
10L	10 days	16 days
12L	12 days	18 days
14L	14 days	20 days
16-32L	18 days	24 days

## Capacidad de procesamiento

### Capacidades de producción de PCB

Recuento de capas: 1 capa-32 capas

Espesor de cobre acabado: 1/3 oz-12 oz

Ancho mínimo de línea / espaciado interno: 3.0mil / 3.0mil

Ancho mínimo de línea / espaciado externo: 4.0mil / 4.0mil

Relación de aspecto máxima: 10: 1

Grosor del tablero: 0.2mm-5.0mm

Tamaño máximo del panel (pulgadas): 635 \* 1500 mm

Tamaño mínimo del orificio perforado: 4mil

Tolerancia de agujero revestido: +/- 3mil

Blind / Vias enterradas (tipos All): Sí

Vía relleno (conductor, no conductor): Sí

Material base: FR-4, material libre de halógenos de alta Tg. FR-4, Rogers, base de aluminio, Poliimida, Cobre pesado

Acabados superficiales: HASL, OSP, ENIG, HAL-LF, plata de inmersión, Inmersión de estaño, dedos dorados, tinta de carbono

## **Capacidades de producción SMT**

Material de PCB: FR-4, CEM-1, CEM-3, placa a base de aluminio

Tamaño máximo de PCB: 510x460 mm

Tamaño mínimo de PCB: 50x50mm

Grosor de PCB: 0.5mm-4.5mm

Grosor del tablero: 0.5-4 mm

Tamaño mínimo de componentes: 0201

Componente de tamaño de chip estándar: 0603 y más grande

Altura máxima del componente: 15 mm

Paso de plomo mínimo: 0.3 mm

Paso mínimo de bola BGA: 0.4 mm

Precisión de colocación: +/- 0.03 mm