



3 IN 1 DESIGN

Wall mounted/Table stand/Floor stand

Metal material/Durable/Telescopic








1. Wall mounted model



2. Table stand model

3. Floor stand model

Specification

	Dimension	25*15*10cm
	Net weight	700g
	Capacity	1000ml
	Output	 Drop  Foam  Spray
	Dosage	Foam: 0.4ml/shot Spray: 0.8/1.8ml/shot Drop: 0.75/1.5/3ml/shot
	Adjustable Dosage	 1 shot/sensing  2 shots/sensing
	Inside	Refillable bottle(HDPE), pump
	Packing	18pcs/carton
	Carton	540*525*385mm, 16.3kgs





MULTIPLE CHOICE



MULTIPLE CHOICE



MULTIPLE CHOICE



MULTIPLE CHOICE



□□□□

Output

Drop/Foam/Spray



Drop

Suitable for liquid/lotion/gel



Foam

Suitable for Foam hand sanitizer



Spray

Suitable for liquid/alcohol

Why choose US?



- Modern appearance.
- Transparent window.
- ABS plastic, tough and durable.
- Touch-free, motion activated, hygienic.



·Large capacity, 1000ML refillable bottle, HDPE material, corrosion-resistant, support alcohol.

·Disposable bottle for choice.



·Output dosage is adjustable (1 shot or 2 shots for choice)



·magnetic switch(dispenser will work after the case is closed).

·Power supply: 4pcs Alkaline AA 1.5V battery(lifespan will be 20000 times of sensing)



·Sensing distance: 1-10cm

·Gel/foam/spray pump for choice, pump lifespan is 200,000 times.





Workshop



Loading pictures



Washroom



Hospital/Bank/Restaurant/School



Office



shopping mall/store



□□□□ * 1 □□□□□□ □□□ □□□□□ □□□□□□□□ * 2 □□□□ * 1 □□□□□ * 1 □□□□□□ □□□ □□□□ □□□□ □□□□□ □□□□ * 1
□□□□□ □□□□ * 1 □□□□□□□□□□ □□□□□□ □□□□□□□□
□□□□ □□□□ □□□□ □□□□ □□□□□□□□ □□□□ □□□□ * 1

□□□□□□□ □□□□□:

52.5 * 34 * 15.5 □□□ 7.2 □ □□

8509809000 :□□□□□□ □□□□□□ □□□□

□□□□□□□□ □□□□□□□□ □□□□□□□□

□□□□□□□ □□□	□□□□ □□□□
□□□□□□□ □□□□□□ □□□	54 × 53 × 39 □□
□□□□□□ □□□□□□□□ □□□□□	16.300 □□□

□□□□□□□□:



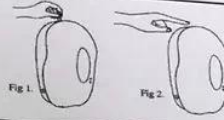
MOUNTING INSTRUCTIONS FOR AUTO FOAM / SOAP DISPENSER

IMPORTANT! FOR secure mounting, follow instructions thoroughly

Note: Ensure that dispenser is mounted so that bottom edge of dispenser is a minimum of 10", e.g. counter, back splash, etc.

OPENING DISPENSER

1. Dispenser cover may be opened by inserting key in slots on top of cover and depressing latch (Figure 1) or using optional push button (Figure 2)

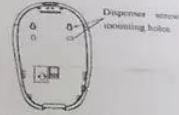


SCREW MOUNTING DISPENSER

For porous, textured, or wallpapered surface, screw mounting is recommended.

Ensure that mounting hardware is appropriate for your wall surface.

1. The dispenser may be mounted using a minimum of two (or four) self-tapping screws and wall anchors. Ensure that proper mounting hardware is used for your wall composition.



TAPE MOUNTING DISPENSER

Tape mounting is possible using enclosed tape pads (provided separately).

1. Wipe back of dispenser thoroughly with clean dry cloth.

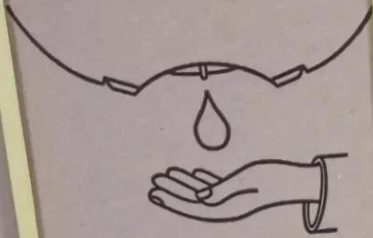
2. Remove backing paper from one side of tape pad. Carefully align pad on top section of dispenser as shown in Figure 1



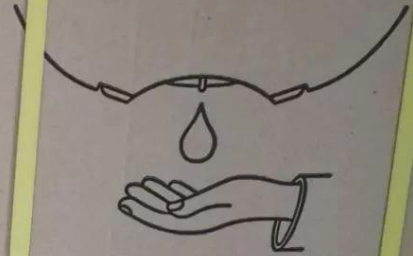
Automatic Dispenser



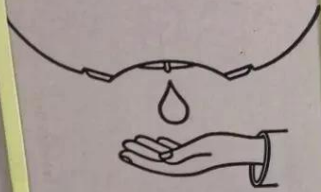
Automatic Dispenser



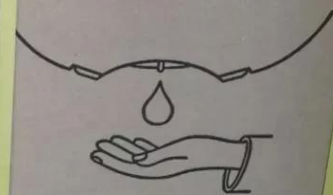
Automatic Dispense



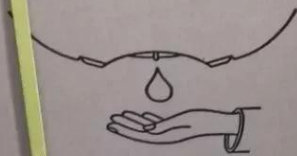
Automatic Dispenser



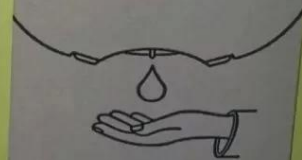
Automatic Dispenser




Automatic Dispenser



Automatic Dispenser





1. 本單所有貨物均按實際重量或體積計算，取大者為準。運費按實際重量或體積計算，取大者為準。Express 運費 7-3 天內抵達。如有更改，請洽本公司。如有更改，請洽本公司。

2. 本單所有貨物均按實際重量或體積計算，取大者為準。如有更改，請洽本公司。如有更改，請洽本公司。如有更改，請洽本公司。如有更改，請洽本公司。如有更改，請洽本公司。如有更改，請洽本公司。如有更改，請洽本公司。

3. 本單所有貨物均按實際重量或體積計算，取大者為準。如有更改，請洽本公司。如有更改，請洽本公司。如有更改，請洽本公司。如有更改，請洽本公司。如有更改，請洽本公司。如有更改，請洽本公司。如有更改，請洽本公司。

4. 本單所有貨物均按實際重量或體積計算，取大者為準。如有更改，請洽本公司。如有更改，請洽本公司。如有更改，請洽本公司。如有更改，請洽本公司。如有更改，請洽本公司。如有更改，請洽本公司。如有更改，請洽本公司。