




www.o-leading.com



www.o-leading.com



Factory PCB



Automatic vacuum press machine



Drilling Machine



Pattern Plating Machine



Scrubbing Machine



Developing Machine



Routing Machine



High-speed flying probe machine



E-test Machine

Factory SMT



الشهادات

CICC INSPECTION CERTIFICATION



嘉泰认证

QUALITY MANAGEMENT SYSTEM CERTIFICATE

Certificate No: 18118Q10347R05

We hereby certify that

O-LEADING SUPPLY CHAIN(HK) CO.,LIMITED

Credit No: 61691591-000-07-18-7

Registration Add: FLAT/RM 1205 12/F TAI SANG BANK BUILDING 130-132 DES VODEUS ROAD CENTRAL HK

Business Add: 1213, Floor 13, Fortune Building, Danshui Town, Huiyang District, Huizhou, Guangdong, China

Has implemented and maintains a **Quality Management System** Which fulfills the requirements of the following standards
GB/T19001-2016 idt ISO9001:2015

Scope of certification
Sales of printed circuit boards

Initial issuance period: February 27, 2018
Renewal date: April 22, 2019
This certificate is valid during: April 22, 2019 – February 26, 2021
This certificate is invalid without CICC qualified label in the following period


First supervision and audit	Second supervision and audit	Qualified mark
-----------------------------	------------------------------	----------------

The certificate registration number does not include those production stages which fail to be covered by the relevant effective administrative procedures and qualification procedures mentioned in the scope. The effectiveness of this certificate shall be restricted to those activities which are covered by the certificate. The initial issuance of this certificate was suspended on the period of 2020 see this page for the date of release see this page.






CICC INSPECTION CERTIFICATION



嘉泰认证

质量管理体系认证证书

证书号: 18118Q10347R05

兹证明

诚领供应链(香港)有限公司

统一社会信用代码: 61691591-000-07-18-7

注册地址: 香港中環德輔道中130-132號大生銀行大廈1205室

经营地址: 广东惠州惠阳淡水南亨西路财富大厦13楼1313





建立的质量管理体系符合
GB/T19001-2016 idt ISO9001:2015 质量标准适用条款的要求

认证范围
印刷线路板的销售

初次获证日期: 2018年02月27日
换证日期: 2019年04月22日
证书有效期: 自2019年04月22日至2021年02月26日
在下列期限内, 未经CICC黏贴合格标贴, 本证书无效

第一次监督	第二次监督	黏贴处
-------	-------	-----

本证书认证范围不包括未取得有效的国家规定的行政许可、资质许可的产品/服务范围; 本证书通过CICC定期监督审核保持, 与年度《保持认证通知书》共同方为有效; 本证书信息可在国家认监委网站: www.cnca.gov.cn及CICC网站www.cicc.com.cn查询。



Test Report

No. SZXEC1900530401 Date: 30 Mar 2019 Page 1 of 6

O-LEADING SUPPLY CHAIN (HK) CO., LIMITED

1313.FLOOR 13, FORTUNE BUILDING, DANSHUI TOWN, HUIYANG DISTRICT, HUIZHOU, GUANGDONG, CHINA

The following sample(s) was/were submitted and identified on behalf of the clients as : OSP

SGS Job No. : RP19-005089 - SZ
Date of Sample Received : 22 Mar 2019
Testing Period : 22 Mar 2019 - 30 Mar 2019
Test Requested : Selected test(s) as requested by client.
Test Method : Please refer to next page(s).
Test Results : Please refer to next page(s).

Conclusion : Based on the performed tests on submitted sample(s), the results of Lead, Mercury, Cadmium, Hexavalent chromium, Polybrominated biphenyls (PBBs), Polybrominated diphenyl ethers (PBDEs) and Phthalates such as Bis(2-ethylhexyl) phthalate (DEHP) , Butyl benzyl phthalate (BBP), Dibutyl phthalate (DBP) , and Diisobutyl phthalate (DIBP) comply with the limits as set by RoHS Directive (EU) 2015/863 amending Annex II to Directive 2011/65/EU.

Signed for and on behalf of
SGS-CSTC Standards Technical Services Co., Ltd. Shenzhen Branch

Tina
Tina Fan
Approved Signatory



Unless otherwise agreed in writing, this document is issued by the Company subject to its General Conditions of Service printed overleaf, available on request or accessible at http://www.sgs.com/terms-and-conditions.aspx and, for electronic format documents, subject to Terms and Conditions for Electronic Documents at http://www.sgs.com/terms-and-conditions/Electronic-Document.aspx. Attention is drawn to the limitation of liability, indemnification and jurisdiction issues defined therein. Any holder of this document is advised that unless he/she expressly agrees to the Company's liability at the time of its intended use, the limits of the Company's liability are restricted to the extent of the Company's liability under the applicable law. This document does not constitute an offer of any financial product or service. The Company's liability is limited to the extent of the Company's liability under the applicable law. The appearance of this document is unlawful and offenders may be prosecuted to the fullest extent of the law. Unless otherwise stated the results shown in this report refer only to the samples tested.

Member of the SGS Group (SGS SA)



Test Report

No. SZXEC1900530401 Date: 30 Mar 2019 Page 2 of 6

Test Results :

Test Part Description :

Table with 3 columns: Specimen No., SGS Sample ID, Description. Row 1: SN1, SZX19-005304.001, Green"PCB"

Remarks :

- (1) 1 mg/kg = 1 ppm = 0.0001%
(2) MDL = Method Detection Limit
(3) ND = Not Detected (< MDL)
(4) "-" = Not Regulated

RoHS Directive (EU) 2015/863 amending Annex II to Directive 2011/65/EU

Test Method : With reference to IEC 62321-4:2013+A1:2017, IEC 62321-5:2013, IEC 62321-7-2:2017, IEC 62321-6:2015 and IEC 62321-8:2017, analyzed by ICP-OES, UV-Vis and GC-MS.

Table with 5 columns: Test Item(s), Limit, Unit, MDL, 0/1. Lists various substances like Cadmium, Lead, Mercury, Hexavalent Chromium, Sum of PBBs, Monobromobiphenyl, Dibromobiphenyl, Tribromobiphenyl, Tetrabromobiphenyl, Pentabromobiphenyl, Hexabromobiphenyl, Heptabromobiphenyl, Octabromobiphenyl, Nonabromobiphenyl, Decabromobiphenyl, Sum of PBDEs, Monobromodiphenyl ether, Dibromodiphenyl ether, Tribromodiphenyl ether, Tetrabromodiphenyl ether, Pentabromodiphenyl ether.



Unless otherwise agreed in writing, this document is issued by the Company subject to its General Conditions of Service printed overleaf, available on request or accessible at http://www.sgs.com/terms-and-conditions.aspx and, for electronic format documents, subject to Terms and Conditions for Electronic Documents at http://www.sgs.com/terms-and-conditions/Electronic-Document.aspx. Attention is drawn to the limitation of liability, indemnification and jurisdiction issues defined therein. Any holder of this document is advised that unless he/she expressly agrees to the Company's liability at the time of its intended use, the limits of the Company's liability are restricted to the extent of the Company's liability under the applicable law. This document does not constitute an offer of any financial product or service. The Company's liability is limited to the extent of the Company's liability under the applicable law. The appearance of this document is unlawful and offenders may be prosecuted to the fullest extent of the law. Unless otherwise stated the results shown in this report refer only to the samples tested.

Member of the SGS Group (SGS SA)



ZPMV2.E490354 - WIRING, PRINTED - COMPONENT

Wiring, Printed - Component

See General Information for Wiring, Printed - Component

O-LEADING SUPPLY CHAIN (HK) CO LTD

E490354

ROOM 1205, 12/F
TAI SANG BANK BLDG
130-132 DES VOEUS ROAD
CENTRAL, HONG KONG

Type	Cond Width			SS/ DS/ DSO	Max	Max			Meets UL796	C T	
	Min	Cond	Area		Solder	Flame	Class				
	Min	Edge			Limits			Oper			
mm(in)	mm(in)	mm(in)	mic(mil)	Diam	C	sec	C	DSR	I		
Multilayer (mass laminate) printed wiring boards.											
O-LEADING-401	0.1 (0.004)	0.3 (0.012)	34 (1.34)	DS	12.7 (0.5)	260	10	130	V-0	-	-
O-LEADING-407	0.08 (0.003)	0.2 (0.008)	17 (0.67)	DS	9.7 (0.4)	260	10	130	V-0	All	-
Multilayer printed wiring boards.											
O-LEADING-408	0.125 (0.005)	0.125 (0.005)	12 (0.47) Int:136	DS	50.8 (2.0)	280	20	130	V-0	All	*
Single layer printed wiring boards.											
O-LEADING-002	0.38 (0.015)	1.14 (0.045)	34 (1.34)	SS	19.1 (0.8)	260	10	105	V-0	All	-
O-LEADING-003	0.38 (0.015)	1.14 (0.045)	34 (1.34)	SS	19.1 (0.8)	260	10	130	V-0	▲	-
O-LEADING-033	0.15 (0.006)	0.3 (0.012)	34 (1.34)	SS	25.4 (1.0)	260	10	120	V-0	All	-
O-LEADING-205	0.1 (0.004)	0.3 (0.012)	34 (1.34)	DS	69.6 (2.7)	260	10	130	V-0	All	-
O-LEADING-206	0.15 (0.006)	0.33 (0.013)	17 (0.67)	DS	69.6 (2.7)	260	10	130	V-0	All	-
O-LEADING-D01	0.14 (0.006)	0.15 (0.006)	33 (1.30)	DS	25.4 (1.0)	260	10	130	V-0	All	*
O-LEADING-S01	0.25 (0.010)	0.25 (0.010)	17 (0.67)	SS	25.4 (1.0)	260	4	130	V-0	All	*

WIRING, PRINTED - COMPONENT | UL Product iQ

O-LEADING-S02	0.2 (0.008)	0.2 (0.008)	17 (0.67)	SS	25.4 (1.0)	260	4	130	HB	▲	*
O-LEADING-S03	0.25 (0.010)	0.25 (0.010)	34 (1.34)	SS	25.4 (1.0)	260	4	130	V-0	All	*

* - CTI marking is optional and may be marked on the printed wiring board.

Marking: Company name or file number and type designation. May be followed by a suffix to denote factory identification or burning test classification.

并不是所有出现在本数据库中的公司名称和产品都满足了UL跟踪检验服务的要求。只有带有UL标志的产品，才应该被视为经过UL认证，并满足UL跟踪检验服务的要求。注意查看产品上的标志。

UL允许在线认证目录中所含材料的复制遵循以下条件：1.指南信息、装配、构造、设计、系统和/或认证（文件）必须在不篡改任何数据（或图纸）的情况下完整且无误导性地呈现。2.经UL允许从在线认证目录转载声明必须出现在所摘录材料的邻近位置。此外，转载材料必须包含以下格式的版权声明：“© 2019 UL LLC”

التغليف والشحن

Shipping service



DHL
WORLDWIDE EXPRESS®

TNT

FedEx
Express®



Quick Turn Lead Time		
Layer Count:	Lead Tim	Special Requirement
1L/2L	2-3days	24 Hours,48 Hours
4L	3-4days	48 Hours
6L	4-5days	72 Hours
8L	5-6days	NA
10L	6-7days	NA
12L	7-8days	NA
14L	8-9days	NA

Standard Lead Time		
Layer Count:	Sample Lead Time	Volume order lead time
2L	4 days	10 days
4L	5 days	11 days
6L	6 days	12 days
8L	8 days	14 days
10L	10 days	16 days
12L	12 days	18 days
14L	14 days	20 days
16-32L	18 days	24 days

القدرة العملية

قدرات إنتاج ثنائي الفينيل متعدد الكلور

1 Layer-32Layer عدد الطبقات:

oz-12oz الانتهاء من سماكة النحاس 1 / 3

3.0mil / 3.0mil دقيقة خط العرض / تباعد الداخلية 3.0

4.0mil / 4.0mil دقيقة خط العرض / تباعد خارجي: 4.0

نسبة العرض إلى الارتفاع القصوى: 10: 1

سمك المجلس 0.2 مم-5.0 مم

الحد الأقصى لحجم اللوحة (بوصة): 635 * 1500 مم

4mil الحد الأدنى لحفر حفرة الحجم:

3mil مثقوب حفرة التسامح: +/- 3

دفن فيا (أنواع أخي): نعم / Blind

عبر التعبئة (موصل ، غير موصل): نعم

قاعدة ألومنيوم،النسبة الثابتة ،Rogers, Halogen free material, FR-4, FR-4high Tg.المواد الأساسية

النحاس الثقيل

تين ، أصابع الذهب ، حبر الكربون Immersion,Immersion الفضة ، HAL-LF ، ENIG ، OSP ، HASL :التشطيبات السطحية

قدرات الإنتاج SMT

لوحة الألومنيوم ، CEM-3 ، CEM-1 ، FR-4 :مادة الكلور
460mmxأقصى حجم ثنائي الفينيل متعدد الكلور: 510
50mmx50ممين حجم الكلور □
4.5mm-سمك □ 0.5 PCB
4-0.5mm سمك المجلس □
الحد الأدنى لحجم المكونات: 0201
مكون حجم رقاقة القياسية: 0603 وأكبر
مكون أقصى ارتفاع □ 15 ملم
دقيقة الملعب الرصاص: 0.3 مم
دقيقة الملعب الكرة بغا: 0.4 ملليمتر
0.03 mmدقة التنسيب: +/-