

PCB 製造 各種 PCB O-LEADING

O-Leading 製造 各種 PCB 製造 各種 PCB 製造 EMS 製造 各種 PCB 製造 (PCBA) 製造 各種 PCBs 製造 HDI PCBs 製造 PCB 製造 PCBs 製造 LED 製造

製造 各種 PCB 製造 EMS 製造 (PCBA) 製造 HDI PCBs 製造 PCB 製造 PCBs 製造 LED 製造

製造 各種 PCB 製造 EMS 製造 (PCBA) 製造 HDI PCBs 製造 PCB 製造 PCBs 製造 LED 製造

製造 各種 PCB 製造 EMS 製造 (PCBA) 製造 HDI PCB 12 製造 LED 製造

O-LEADING
To Be Reliable, To Be Valuable
WE ALWAYS PROVIDE YOU
BEST HIGH DENSITY INTERCONNECT PCB

O-LEADING
To Be Reliable, To Be Valuable
WE ALWAYS PROVIDE YOU
BEST RIGID-FLEXIBLE CIRCUIT

製造 各種 PCB

O-LEADING
To Be Reliable, To Be Valuable

QUALITY IS OUR CULTURE



SOCOME C-877789



**Top Quality
Aluminum PCB**














Production Process

18 years experience in one-stop PCB and PCBA, we can make your idea come true,



 CONSUMER ELECTRONICS

 AUTOMOTIVE ELECTRONICS

 INDUSTRIAL CONTROL

 INTELLECTUALIZED HOUSEHOLD CONTROL

 OTHER



30%
CONSUMER ELECTRONICS



18%
INTELLECTUALIZED HOUSEHOLD CONTROL

20%
AUTOMOTIVE ELECTRONICS



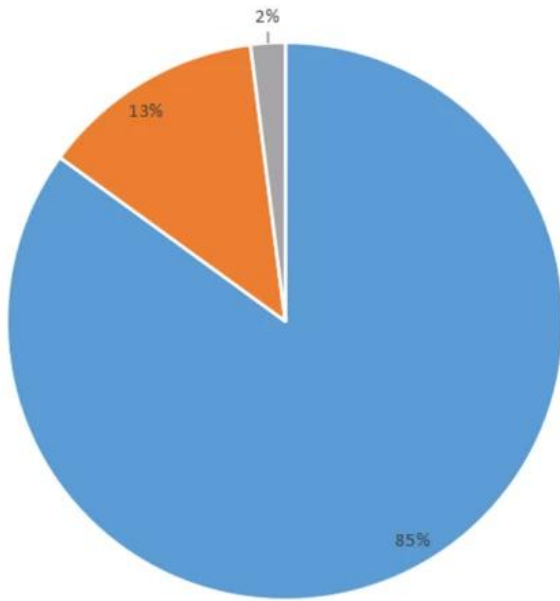
12%
OTHER



20%
INDUSTRIAL CONTROL



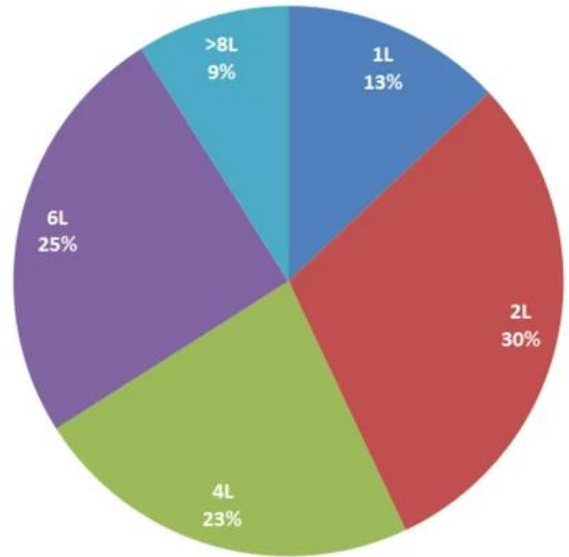
Product types



■ FR-4 PCB ■ MC PCB ■ rigid-flexible PCB

Product layers

■ 1L ■ 2L ■ 4L ■ 6L ■ >8L



فريقنا



Factory PCB



Automatic vacuum press machine



Drilling Machine



Pattern Plating Machine



Scrubbing Machine



Developing Machine



Routing Machine



High-speed flying probe machine



E-test Machine

Factory SMT



الشهادات

CICC INSPECTION CERTIFICATION



嘉泰认证

QUALITY MANAGEMENT SYSTEM CERTIFICATE

Certificate No: 18118Q10347R05

We hereby certify that

O-LEADING SUPPLY CHAIN(HK) CO.,LIMITED

Credit No: 61691591-000-07-18-7

Registration Add: FLAT/RM 1205 12/F TAI SANG BANK BUILDING 130-132 DES VODEUS ROAD CENTRAL HK

Business Add: 1213, Floor 13, Fortune Building, Danshui Town, Huiyang District, Huizhou, Guangdong, China

Has implemented and maintains a **Quality Management System** Which fulfills the requirements of the following standards
GB/T19001-2016 idt ISO9001:2015

Scope of certification
Sales of printed circuit boards

Initial issuance period: February 27, 2018
Renewal date: April 22, 2019
This certificate is valid during: April 22, 2019 – February 26, 2021
This certificate is invalid without CICC qualified label in the following period

First supervision and audit	Second supervision and audit	Qualified mark
-----------------------------	------------------------------	----------------

The certificate registration fee ranges from 1,000 to 10,000 RMB. The certificate registration fee is not included in the price of the certificate. The certificate registration fee is not included in the price of the certificate. The certificate registration fee is not included in the price of the certificate.

The initial issuance of this certificate can be searched on the portal of CNAS. See cnas.gov.cn for the rules of issuance. See cnas.gov.cn.






CICC INSPECTION CERTIFICATION



嘉泰认证

质量管理体系认证证书

证书号: 18118Q10347R05

兹证明

诚领供应链（香港）有限公司

统一社会信用代码: 61691591-000-07-18-7

注册地址: 香港中環德輔道中130-132號大生銀行大廈1205室

经营地址: 广东惠州惠阳淡水南亨西路财富大厦13楼1313

建立的质量管理体系符合





GB/T19001-2016 idt ISO9001:2015 质量标准适用条款的要求

认证范围
印刷线路板的销售

初次获证日期: 2018年02月27日
换证日期: 2019年04月22日
证书有效期: 自2019年04月22日至2021年02月26日
在下列期限内, 未经CICC黏贴合格标贴, 本证书无效

第一次监督	第二次监督	黏贴处
-------	-------	-----

本证书认证范围不包括未取得有效的国家规定的行政许可、资质许可的产品/服务范围; 本证书通过CICC定期监督审核保持, 与年度《保持认证通知书》共同方为有效; 本证书信息可在国家认监委网站: www.cnca.gov.cn及CICC网站www.cicc-cert.com.cn



Test Report

No. SZXEC1900530401 Date: 30 Mar 2019 Page 1 of 6

O-LEADING SUPPLY CHAIN (HK) CO., LIMITED

1313.FLOOR 13, FORTUNE BUILDING, DANSHUI TOWN, HUIYANG DISTRICT, HUIZHOU, GUANGDONG, CHINA

The following sample(s) was/were submitted and identified on behalf of the clients as : OSP

SGS Job No. : RP19-005089 - SZ
Date of Sample Received : 22 Mar 2019
Testing Period : 22 Mar 2019 - 30 Mar 2019
Test Requested : Selected test(s) as requested by client.
Test Method : Please refer to next page(s).
Test Results : Please refer to next page(s).

Conclusion : Based on the performed tests on submitted sample(s), the results of Lead, Mercury, Cadmium, Hexavalent chromium, Polybrominated biphenyls (PBBs), Polybrominated diphenyl ethers (PBDEs) and Phthalates such as Bis(2-ethylhexyl) phthalate (DEHP) , Butyl benzyl phthalate (BBP), Dibutyl phthalate (DBP) , and Diisobutyl phthalate (DIBP) comply with the limits as set by RoHS Directive (EU) 2015/863 amending Annex II to Directive 2011/65/EU.

Signed for and on behalf of
SGS-CSTC Standards Technical Services Co., Ltd. Shenzhen Branch

Tina
Tina Fan
Approved Signatory



Unless otherwise agreed in writing, this document is issued by the Company subject to its General Conditions of Service printed overleaf, available on request or accessible at http://www.sgs.com/terms-and-conditions.aspx and, for electronic format documents, subject to Terms and Conditions for Electronic Documents at http://www.sgs.com/terms-and-conditions/Electronic-Document.aspx. Attention is drawn to the limitation of liability, indemnification and jurisdiction issues defined therein. Any holder of this document is advised that unless he/she expressly agrees to the Company's liability at the time of its intended use, the limits of the Company's liability are restricted to the extent of the Company's liability under the applicable law. This document does not constitute an offer of any financial product or service. The Company's liability is limited to the extent of the Company's liability under the applicable law. The appearance of this document is unlawful and offenders may be prosecuted to the fullest extent of the law. Unless otherwise stated the results shown in this report refer only to the samples tested.

Member of the SGS Group (SGS SA)



Test Report

No. SZXEC1900530401 Date: 30 Mar 2019 Page 2 of 6

Test Results :

Test Part Description :

Table with 3 columns: Specimen No., SGS Sample ID, Description. Row 1: SN1, SZX19-005304.001, Green"PCB"

Remarks :

- (1) 1 mg/kg = 1 ppm = 0.0001%
(2) MDL = Method Detection Limit
(3) ND = Not Detected (< MDL)
(4) "-" = Not Regulated

RoHS Directive (EU) 2015/863 amending Annex II to Directive 2011/65/EU

Test Method : With reference to IEC 62321-4:2013+A1:2017, IEC 62321-5:2013, IEC 62321-7-2:2017, IEC 62321-6:2015 and IEC 62321-8:2017, analyzed by ICP-OES, UV-Vis and GC-MS.

Table with 5 columns: Test Item(s), Limit, Unit, MDL, 0/1. Lists various substances like Cadmium, Lead, Mercury, Hexavalent Chromium, Sum of PBBs, etc. with their respective limits and detection results.



Unless otherwise agreed in writing, this document is issued by the Company subject to its General Conditions of Service printed overleaf, available on request or accessible at http://www.sgs.com/terms-and-conditions.aspx and, for electronic format documents, subject to Terms and Conditions for Electronic Documents at http://www.sgs.com/terms-and-conditions/Electronic-Document.aspx. Attention is drawn to the limitation of liability, indemnification and jurisdiction issues defined therein. Any holder of this document is advised that unless he/she expressly agrees to the Company's liability at the time of its intended use, the limits of the Company's liability are restricted to the extent of the Company's liability under the applicable law. This document does not constitute an offer of any financial product or service. The Company's liability is limited to the extent of the Company's liability under the applicable law. The appearance of this document is unlawful and offenders may be prosecuted to the fullest extent of the law. Unless otherwise stated the results shown in this report refer only to the samples tested.

Member of the SGS Group (SGS SA)



ZPMV2.E490354 - WIRING, PRINTED - COMPONENT

Wiring, Printed - Component

See General Information for Wiring, Printed - Component

O-LEADING SUPPLY CHAIN (HK) CO LTD
 ROOM 1205, 12/F
 TAI SANG BANK BLDG
 130-132 DES VOEUS ROAD
 CENTRAL, HONG KONG

E490354

Type	Cond Width		Cond Thk	SS/ DS/ DSO	Max	Max		Meets	C		
	Min	Edge			Area	Solder	Oper			Flame	
	mm(in)	mm(in)	mic(mil)		Diam	Limits	Temp	Class	UL796	T	
Multilayer (mass laminate) printed wiring boards.											
O-LEADING-401	0.1 (0.004)	0.3 (0.012)	34 (1.34)	DS	12.7 (0.5)	260	10	130	V-0	-	
O-LEADING-407	0.08 (0.003)	0.2 (0.008)	17 (0.67)	DS	9.7 (0.4)	260	10	130	V-0	All	
Multilayer printed wiring boards.											
O-LEADING-408	0.125 (0.005)	0.125 (0.005)	12 (0.47) Int:136	DS	50.8 (2.0)	280	20	130	V-0	All	*
Single layer printed wiring boards.											
O-LEADING-002	0.38 (0.015)	1.14 (0.045)	34 (1.34)	SS	19.1 (0.8)	260	10	105	V-0	All	-
O-LEADING-003	0.38 (0.015)	1.14 (0.045)	34 (1.34)	SS	19.1 (0.8)	260	10	130	V-0	▲	-
O-LEADING-033	0.15 (0.006)	0.3 (0.012)	34 (1.34)	SS	25.4 (1.0)	260	10	120	V-0	All	-
O-LEADING-205	0.1 (0.004)	0.3 (0.012)	34 (1.34)	DS	69.6 (2.7)	260	10	130	V-0	All	-
O-LEADING-206	0.15 (0.006)	0.33 (0.013)	17 (0.67)	DS	69.6 (2.7)	260	10	130	V-0	All	-
O-LEADING-D01	0.14 (0.006)	0.15 (0.006)	33 (1.30)	DS	25.4 (1.0)	260	10	130	V-0	All	*
O-LEADING-S01	0.25 (0.010)	0.25 (0.010)	17 (0.67)	SS	25.4 (1.0)	260	4	130	V-0	All	*

WIRING, PRINTED - COMPONENT | UL Product iQ

O-LEADING-S02	0.2 (0.008)	0.2 (0.008)	17 (0.67)	SS	25.4 (1.0)	260	4	130	HB	▲	*
O-LEADING-S03	0.25 (0.010)	0.25 (0.010)	34 (1.34)	SS	25.4 (1.0)	260	4	130	V-0	All	*

* - CTI marking is optional and may be marked on the printed wiring board.

Marking: Company name or file number and type designation. May be followed by a suffix to denote factory identification or burning test classification.

并不是所有出现在本数据库中的公司名称和产品都满足了UL跟踪检验服务的要求。只有带有UL标志的产品，才应该被视为经过UL认证，并满足UL跟踪检验服务的要求。注意查看产品上的标志。

UL 允许在线认证目录中所含材料的复制遵循以下条件：1.指南信息、装配、构造、设计、系统和/或认证（文件）必须在不篡改任何数据（或图纸）的情况下完整且无误导性地呈现。2.经 UL 允许从在线认证目录转载“声明必须出现在所提取材料的邻近位置。此外，转载材料必须包含以下格式的版权声明：“© 2019 UL LLC”

القدرة العملية

القدرة العملية	1 32
القدرة العملية	1 / 3oz-12oz
القدرة العملية / القدرة العملية	3.0 3.0 /
القدرة العملية / القدرة العملية	4.0 4.0 /
القدرة العملية	10: 1
القدرة العملية	0.2 5.0 -
القدرة العملية (القدرة العملية)	635 * 1500
القدرة العملية	4
القدرة العملية Plated	+/- 3
Blind / Buried Vias (AII)	
القدرة العملية (القدرة العملية)	
القدرة العملية	FR-4 FR-4hg Tg. Rogers
القدرة العملية	HASL OSP ENIG HAL-LF Immersion silver Immersion

القدرة العملية SMT

القدرة العملية	FR-4 CEM-1 CEM-3
القدرة العملية	510x460
القدرة العملية	50x50
القدرة العملية	0.5 4.5 -
القدرة العملية	0.5-4
القدرة العملية	0201
القدرة العملية	0603
القدرة العملية	15
القدرة العملية	0.3
القدرة العملية	0.4
القدرة العملية	+/- 0.03

التعبئة والتغليف والتسليم

Shipping service



Quick Turn Lead Time		
Layer Count:	Lead Tim	Special Requirement
1L/2L	2-3days	24 Hours,48 Hours
4L	3-4days	48 Hours
6L	4-5days	72 Hours
8L	5-6days	NA
10L	6-7days	NA
12L	7-8days	NA
14L	8-9days	NA

Standard Lead Time		
Layer Count:	Sample Lead Time	Volume order lead time
2L	4 days	10 days
4L	5 days	11 days
6L	6 days	12 days
8L	8 days	14 days
10L	10 days	16 days
12L	12 days	18 days
14L	14 days	20 days
16-32L	18 days	24 days

التعليمات

1. اختبار O-Leading

يتم اختبار O-Leading في جميع الحالات. يجب أن تكون العملية متوافقة مع المواصفات القياسية 1.1 ISO 9001: 2008. 1.2 يجب أن تكون العملية متوافقة مع المواصفات القياسية 1.3 AOI (اختبار الخطأ البصري الآلي) في جميع الحالات. 1.4 يجب أن تكون العملية متوافقة مع المواصفات القياسية 1.5

2 O-Leading

يتم اختبار O-Leading في جميع الحالات. يجب أن تكون العملية متوافقة مع المواصفات القياسية 31 في جميع الحالات. 1.3 AOI (اختبار الخطأ البصري الآلي) في جميع الحالات. 1.4 يجب أن تكون العملية متوافقة مع المواصفات القياسية 1.5

.3 O-Leading

FR4 **O-Leading** Rogers Arlon Telfon PI .

.4

4.1

4.2 PCB Gerber.

4.3 PCB PCBA.

4.4

4.5

.5

AOI PTH AOI E / T

.6 HDI

VCP LDI

Mitsubishi Hitachi LDI Screen Hitachi

.7

ENIG OSP LF-HASL OSP ENIG OSP + ENIG HDI OSP OSP + ENIG BGA PAD 0.3

.8 FPC O-Leading SMT

8 2000mm * 240mm "Flex Flexability" SMT

- 9

.10 PCB PWB FPC

PWB FPC

.11 PCB

Tg CTE 250

.00000 000 00000 50 0000

000 00000 000000 / 000000 00000 000 0000 0000000 000 0 0000000000 000000 000 000000 0 000 000000
00000000 0000000000 0000000000 000000000 00000000 00000000 0 0000000 00000 0000000 000000 00000000 000000
0000000 000000 00000000 0000000 00000 000000 0000000 0000000 0000000 000000 000000 0000000 000000
.00000000

0000000 000000 000000000 000000 000000 00 00 **.12 ridid-flex** 00000000 000000 000000000 000000
000000 PCB 00 0000000 000000 O-00 00 00000000 0000 000000000 FPC 0 PCB 0 000 00 0000000000 00000 00000
0000000000 000000000 000000 00 000000 00 00000 0 000 0000000 000000 000000 00000 00000 000000000 0000 .00000000 0000000000
.00000000 00000000 00000000 0000 00000000 0 00000000

00000000000 000000 00000 0000 **.13**
0000000000 000000 0000 00000000000 00000000000 00000000 00000 000000 0000 0 SI6000 soft 00000000 CITS 500s 00
POLAR INSTRUMENTS.
0000000000 000000 00000 00000000 00000000 00000 0000000000 00000000 000000 000000 00000000 0000000 00000.