

# Добро пожаловать в О-ведущую

О-Leading стремится быть вашим партнером по комплексному решению в цепочке поставок EMS, включая разработку печатных плат, изготовление печатных плат и сборку печатных плат (PCBA). Мы предоставляем некоторые из самых передовых технологий печатных плат, в том числе печатные платы HDI, многослойные печатные платы, жесткие гибкие печатные платы. Мы можем поддержать от быстрого прототипа до среднего и массового производства. [поставщик печатных плат](#)

В целом, наши клиенты очень впечатлены нашими услугами: быстрое реагирование, конкурентоспособная цена и приверженность качеству. Обеспечение более ценного технического обслуживания и комплексных решений - это путь вперед.

Заглядывая в будущее, компания О-ведущая, как всегда, сосредоточится на инновациях и развитии технологий производства электроники и будет прилагать постоянные усилия для универсального обслуживания печатных плат и печатных плат, чтобы предоставлять первоклассные услуги и повышать ценность для наших клиентов.

Мы являемся профессиональным производителем печатных плат с десятилетним опытом. Ассортимент продукции - односторонние, двухсторонние, многослойные, печатные платы и гибкие платы.

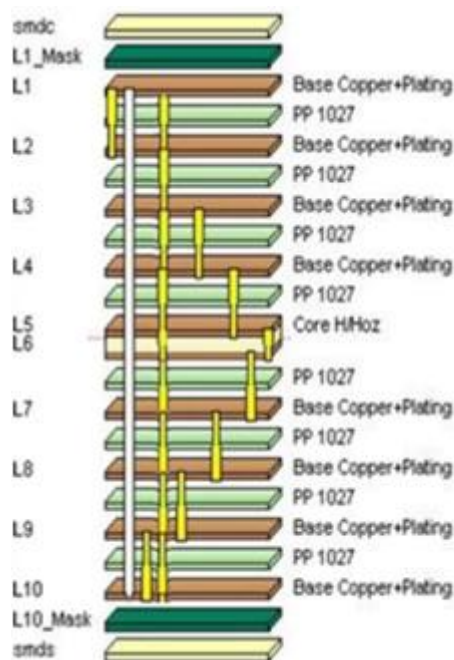
Мы можем обеспечить быстрое обслуживание прототипа - S / S в течение 24 часов, 4-8 слоев в течение 48-96 рабочих часов. OEM мобильные телефоны печатная плата с блоком питания.


Отверстия в медной плите минимум 0,025, 0,020 мин. Отверстия не могут быть заглушены.

Упакуйте бесцветную прозрачную пузырьковую пленку, 25 шт. / Пакет, положите осушитель на бок, положите карточку индикатора влажности на верхнюю сторону.


[производитель многослойных печатных плат в Китае](#)

## Структура слоя





[www.o-leading.com](http://www.o-leading.com)



[www.o-leading.com](http://www.o-leading.com)

**O-LEADING**  
To Be Reliable, To Be Valuable



[www.o-leading.com](http://www.o-leading.com)

**Высокое качество печатных плат оптовиков**

Наша команда



Factory PCB



Automatic vacuum press machine



Drilling Machine



Pattern Plating Machine



Scrubbing Machine



Developing Machine



Routing Machine



High-speed flying probe machine



E-test Machine

Factory SMT



# Сертификаты

CICC INSPECTION CERTIFICATION



**嘉泰认证**

**QUALITY MANAGEMENT SYSTEM CERTIFICATE**  
Certificate No: 18118Q10347R05

**We hereby certify that**  
**O-LEADING SUPPLY CHAIN(HK) CO.,LIMITED**  
Credit No: 61691591-000-07-18-7  
Registration Add: FLAT/RM 1205 12/F TAI SANG BANK BUILDING 130-132 DES VOEUS ROAD CENTRAL HK  
Business Add: 1213, Floor 13, Fortune Building, Danshui Town, Huiyang District, Huizhou, Guangdong, China

Has implemented and maintains a **Quality Management System** Which fulfills the requirements of the following standards  
GB/T19001-2016 idt ISO9001:2015

**Scope of certification**  
Sales of printed circuit boards

Initial issuance period: February 27, 2018  
Renewal date: April 22, 2019  
This certificate is valid during: April 22, 2019 – February 26, 2021  
This certificate is invalid without CICC qualified label in the following period

First supervision and audit	Second supervision and audit	Qualified mark
-----------------------------	------------------------------	----------------

The certification registration number does not include those production stages which fail to be covered by the relevant effective administrative procedures and qualification procedures stipulated by the state. The effectiveness of this certificate shall be restricted to those activities which are covered by the certification. The actual information of this certification can be searched on the internet of CICC www.cicc.com.cn. For the sake of clarity see also the logo.






CICC INSPECTION CERTIFICATION



**嘉泰认证**

**质量管理体系认证证书**  
证书号: 18118Q10347R05

**兹证明**  
**诚领供应链(香港)有限公司**  
统一社会信用代码: 61691591-000-07-18-7  
注册地址: 香港中環德輔道中130-132號大生銀行大廈1205室  
经营地址: 广东惠州惠阳淡水南亨西路财富大厦13楼1313

建立的质量管理体系符合  
GB/T19001-2016 idt ISO9001:2015 质量标准适用条款的要求

**认证范围**  
印刷线路板的销售

初次获证日期: 2018年02月27日  
换证日期: 2019年04月22日  
证书有效期: 自2019年04月22日至2021年02月26日  
在下列期限内, 未经CICC黏贴合格标贴, 本证书无效

第一次监审	第二次监审	黏贴处
-------	-------	-----

本证书认证范围不包括未取得有效的国家规定的行政许可、资质许可的产品/服务范围; 本证书通过CICC定期监督审核保持, 与年度《保持认证通知书》共同方为有效; 本证书信息可在国家认监委网站: www.cnca.gov.cn及CICC网站www.cicc.com.cn查询。








Test Report

No. SZXEC1900530401 Date: 30 Mar 2019 Page 1 of 6

O-LEADING SUPPLY CHAIN (HK) CO., LIMITED
1313.FLOOR 13, FORTUNE BUILDING, DANSHUI TOWN, HUIYANG DISTRICT, HUIZHOU, GUANGDONG, CHINA

The following sample(s) was/were submitted and identified on behalf of the clients as : OSP

SGS Job No. : RP19-005089 - SZ
Date of Sample Received : 22 Mar 2019
Testing Period : 22 Mar 2019 - 30 Mar 2019
Test Requested : Selected test(s) as requested by client.
Test Method : Please refer to next page(s).
Test Results : Please refer to next page(s).

Conclusion : Based on the performed tests on submitted sample(s), the results of Lead, Mercury, Cadmium, Hexavalent chromium, Polybrominated biphenyls (PBBs), Polybrominated diphenyl ethers (PBDEs) and Phthalates such as Bis(2-ethylhexyl) phthalate (DEHP) , Butyl benzyl phthalate (BBP), Dibutyl phthalate (DBP) , and Diisobutyl phthalate (DIBP) comply with the limits as set by RoHS Directive (EU) 2015/863 amending Annex II to Directive 2011/65/EU.

Signed for and on behalf of
SGS-CSTC Standards Technical Services Co., Ltd. Shenzhen Branch

Tina
Tina Fan
Approved Signatory



Unless otherwise agreed in writing, this document is issued by the Company subject to its General Conditions of Service printed overleaf, available on request or accessible at http://www.sgs.com/terms-and-conditions.aspx and, for electronic format documents, subject to Terms and Conditions for Electronic Documents at http://www.sgs.com/terms-and-conditions/Electronic.aspx. Attention is drawn to the limitation of liability, indemnification and jurisdiction issues defined therein. Any holder of this document is advised that unless he/she expressly agrees to the Company's liability at the time of its intended use, the limits of the Company's liability, indemnification and jurisdiction issues defined therein shall not apply to the holder of this document. In any event, the Company's liability, indemnification and jurisdiction issues defined therein shall not exceed the limits of the Company's liability, indemnification and jurisdiction issues defined therein. This document cannot be reproduced or transmitted in any form or by any means, electronic or mechanical, including photocopying, recording, or by any information storage and retrieval system, without prior written approval of the Company. Any unauthorized alteration, forgery or falsification of the content or appearance of this document is unlawful and offenders may be prosecuted to the fullest extent of the law. Unless otherwise stated the results shown in this report refer only to the samples tested.

Member of the SGS Group (SGS SA)



Test Report

No. SZXEC1900530401 Date: 30 Mar 2019 Page 2 of 6

Test Results :

Test Part Description :

Specimen No. SGS Sample ID Description
SN1 SZX19-005304.001 Green"PCB"

Remarks :

- (1) 1 mg/kg = 1 ppm = 0.0001%
(2) MDL = Method Detection Limit
(3) ND = Not Detected ( < MDL )
(4) "-" = Not Regulated

RoHS Directive (EU) 2015/863 amending Annex II to Directive 2011/65/EU

Test Method : With reference to IEC 62321-4:2013+A1:2017, IEC 62321-5:2013, IEC 62321-7-2:2017, IEC 62321-6:2015 and IEC 62321-8:2017, analyzed by ICP-OES, UV-Vis and GC-MS.

Table with 5 columns: Test Item(s), Limit, Unit, MDL, and 027. Rows include Cadmium (Cd), Lead (Pb), Mercury (Hg), Hexavalent Chromium (Cr(VI)), Sum of PBBs, and various brominated biphenyls and ethers.



Unless otherwise agreed in writing, this document is issued by the Company subject to its General Conditions of Service printed overleaf, available on request or accessible at http://www.sgs.com/terms-and-conditions.aspx and, for electronic format documents, subject to Terms and Conditions for Electronic Documents at http://www.sgs.com/terms-and-conditions/Electronic.aspx. Attention is drawn to the limitation of liability, indemnification and jurisdiction issues defined therein. Any holder of this document is advised that unless he/she expressly agrees to the Company's liability at the time of its intended use, the limits of the Company's liability, indemnification and jurisdiction issues defined therein shall not apply to the holder of this document. In any event, the Company's liability, indemnification and jurisdiction issues defined therein shall not exceed the limits of the Company's liability, indemnification and jurisdiction issues defined therein. This document cannot be reproduced or transmitted in any form or by any means, electronic or mechanical, including photocopying, recording, or by any information storage and retrieval system, without prior written approval of the Company. Any unauthorized alteration, forgery or falsification of the content or appearance of this document is unlawful and offenders may be prosecuted to the fullest extent of the law. Unless otherwise stated the results shown in this report refer only to the samples tested.

Member of the SGS Group (SGS SA)



# ZPMV2.E490354 - WIRING, PRINTED - COMPONENT

## Wiring, Printed - Component

See General Information for Wiring, Printed - Component

**O-LEADING SUPPLY CHAIN (HK) CO LTD**  
 ROOM 1205, 12/F  
 TAI SANG BANK BLDG  
 130-132 DES VOEUS ROAD  
 CENTRAL, HONG KONG

E490354

Type	Cond Width		Cond Thk	SS/ DS/ DSO	Max	Max		Meets	C		
	Min	Edge			Area	Solder	Oper			Flame	
	mm(in)	mm(in)	mic(mil)		Diam	Limits	Temp	Class	UL796	T	
<b>Multilayer (mass laminate) printed wiring boards.</b>											
<b>O-LEADING-401</b>	0.1 (0.004)	0.3 (0.012)	34 (1.34)	DS	12.7 (0.5)	260	10	130	V-0	-	
<b>O-LEADING-407</b>	0.08 (0.003)	0.2 (0.008)	17 (0.67)	DS	9.7 (0.4)	260	10	130	V-0	All	
<b>Multilayer printed wiring boards.</b>											
<b>O-LEADING-408</b>	0.125 (0.005)	0.125 (0.005)	12 (0.47) Int:136	DS	50.8 (2.0)	280	20	130	V-0	All	*
<b>Single layer printed wiring boards.</b>											
<b>O-LEADING-002</b>	0.38 (0.015)	1.14 (0.045)	34 (1.34)	SS	19.1 (0.8)	260	10	105	V-0	All	-
<b>O-LEADING-003</b>	0.38 (0.015)	1.14 (0.045)	34 (1.34)	SS	19.1 (0.8)	260	10	130	V-0	▲	-
<b>O-LEADING-033</b>	0.15 (0.006)	0.3 (0.012)	34 (1.34)	SS	25.4 (1.0)	260	10	120	V-0	All	-
<b>O-LEADING-205</b>	0.1 (0.004)	0.3 (0.012)	34 (1.34)	DS	69.6 (2.7)	260	10	130	V-0	All	-
<b>O-LEADING-206</b>	0.15 (0.006)	0.33 (0.013)	17 (0.67)	DS	69.6 (2.7)	260	10	130	V-0	All	-
<b>O-LEADING-D01</b>	0.14 (0.006)	0.15 (0.006)	33 (1.30)	DS	25.4 (1.0)	260	10	130	V-0	All	*
<b>O-LEADING-S01</b>	0.25 (0.010)	0.25 (0.010)	17 (0.67)	SS	25.4 (1.0)	260	4	130	V-0	All	*

WIRING, PRINTED - COMPONENT | UL Product iQ

<b>O-LEADING-S02</b>	0.2 (0.008)	0.2 (0.008)	17 (0.67)	SS	25.4 (1.0)	260	4	130	HB	▲	*
<b>O-LEADING-S03</b>	0.25 (0.010)	0.25 (0.010)	34 (1.34)	SS	25.4 (1.0)	260	4	130	V-0	All	*

\* - CTI marking is optional and may be marked on the printed wiring board.

Marking: Company name or file number and type designation. May be followed by a suffix to denote factory identification or burning test classification.

并不是所有出现在本数据库中的公司名称和产品都满足了UL跟踪检验服务的要求。只有带有UL标志的产品，才应该被视为经过UL认证，并满足UL跟踪检验服务的要求。注意查看产品上的标志。

UL 允许在线认证目录中所含材料的复制遵循以下条件：1.指南信息、装配、构造、设计、系统和/或认证（文件）必须在不篡改任何数据（或图纸）的情况下完整且无误导性地呈现。2.经UL允许从在线认证目录转载“声明必须出现在所提取材料的邻近位置。此外，转载材料必须包含以下格式的版权声明：“© 2019 UL LLC”



## Shipping service



Quick Turn Lead Time		
Layer Count:	Lead Tim	Special Requirement
1L/2L	2-3days	24 Hours,48 Hours
4L	3-4days	48 Hours
6L	4-5days	72 Hours
8L	5-6days	NA
10L	6-7days	NA
12L	7-8days	NA
14L	8-9days	NA

Standard Lead Time		
Layer Count:	Sample Lead Time	Volume order lead time
2L	4 days	10 days
4L	5 days	11 days
6L	6 days	12 days
8L	8 days	14 days
10L	10 days	16 days
12L	12 days	18 days
14L	14 days	20 days
16-32L	18 days	24 days

## Возможность процесса

### Возможности производства печатных плат

Количество слоев: 1Layer-32Layer

Толщина готовой меди: 1/3 унции-12 унций

Минимальная ширина линии / расстояние внутри: 3,0 мил / 3,0 мил

Минимальная ширина линии / расстояние между внешними: 4,0 мил / 4,0 мил

Максимальное соотношение сторон: 10: 1

Толщина доски: 0,2 мм-5,0 мм

Максимальный размер панели (дюймов): 635 \* 1500 мм

Минимальный размер просверленного отверстия: 4 мил

Допустимое отверстие в отверстии: +/- 3 мил

Blind / Buried Vias (All Types): ДА

Через заполнение (проводящий, непроводящий): ДА

Материал основания: FR-4, FR-4, высокая Tg. Безгалогеновый материал, Rogers, Алюминиевая основа,полиимида,

Тяжелая медь

Поверхностные покрытия: HASL, OSP, ENIG, HAL-LF, серебро Immersion,олово Immersion, золотые пальцы, чернила углерода

## **Возможности производства SMT**

Материал печатной платы: FR-4, СЕМ-1, СЕМ-3, Алюминиевая доска

Максимальный размер печатной платы: 510x460 мм

Минимальный размер печатной платы: 50x50 мм

Толщина печатной платы: 0.5mm-4.5mm

Толщина доски: 0,5-4 мм

Минимальный размер компонентов: 0201

Компонент стандартного размера чипа: 0603 и больше

Максимальная высота компонента: 15 мм

Минимальный шаг подачи: 0,3 мм

Мин BGA шаг шага: 0,4 мм

Точность размещения: +/- 0,03 мм