

Welcome to O-leading

O-Leading strives to be your one stop solution partner in EMS supply chain, including PCB design , PCB fabrication and PCB assembly (PCBA).We provide some of the most advanced PCB technology, including HDI PCBs,multilayer PCBs, Rigid-Flexible PCBs.We can support from quick turn prototype to medium & mass Production. ([PCB for LED TV manufactur china](#))

In general, our global customers are very impressed with our services:Rapid response, competitive price and quality commitment.Providing more valuable technical service and overall solution is the way O-leading forward.

Looking to the future, O-leading will concentrate on the innovation and development of electronics manufacturing technology as always, and make persistent efforts on PCB & PCBA one-stop service to provide first-class services and create more value for our customers.

PLEASE CLICK THESE FOR MORE INFORMATION [Printed circuit board in china](#)

Product Description


Place of Origin	Guang dong, China (Mainland)	Brand Name	O-Leading
Base Material	FR-4,,Aluminum	Copper Thickness	0.5oz-5oz
Min. Hole Size	0.2mm	Min. Line Width	0.2mm
Surface Finishing	immersion gold ,OSP,lead free HASL	color	blue ,red ,green,black,yellow
applicable to	led,mobile phone,air conditioners,washing machines	character	Industrial Control pcb
certificates	ISO9001,UL,RoHS,SGS	Q/CTN	10PCS-100PCS
weight	0.01kg -5kg	MOQ	10pcs
Model Number	power bank pcb assembly pcba manufacturer	Min. Line Spacing	0.2mm
color	blue ,red ,green,black,yellow	price	\$0.1-\$10
design type	client requirement	size	0.01m3-10m3


Production Capability


16 years professional OEM pcb board manufacture

item	2014		2015~2016		2017~2018	
	Volume	Sample	Volume	Sample	Volume	Sample
Layer count	32	42	38	44	42	48
Min Line/space (µm)	50/50	40/45	40/45	40/40	35/40	35/35
Min drill hole diameter (mm)	0.15	0.10	0.15	0.10	0.15	0.10
Aspect ratio of PTH	14:1	16:1	16:1	18:1	18:1	20:1
N+C+N	4+C+4	5+C+5	5+C+5	6+C+6	5+C+5	6+C+6
Any layer interconnection	5+2+5	6+2+6	5+2+5	6+2+6	5+2+5	6+2+6
Plate filling via	YES	--	YES	--	YES	--

Min. core thickness (exclude copper) (µm)	50	40	40	30	40	30
Min. Laser Drill diameter (µm)	75	65	65	50	50	40
Via on buried hole/stacked via	YES	--	YES	--	YES	--
Material	FR4, Megtron, Nelco, Rogers, Heavy Copper, etc.					
Embedded capacitor PCB	YES	--	YES	--	YES	--
Surface Process	Lead-free HASL, ENIG, OSP, Immersion silver, Immersion tin, Flash gold, Gold finger plating, Selective hard gold plating, Peelable solder mask, Carbon ink					







www.o-leading.com

Our Team



Factory PCB



Automatic vacuum press machine



Drilling Machine



Pattern Plating Machine



Scrubbing Machine



Developing Machine



Routing Machine



High-speed flying probe machine



E-test Machine

Factory SMT



Certifications

CICC INSPECTION CERTIFICATION



嘉泰认证

QUALITY MANAGEMENT SYSTEM CERTIFICATE

Certificate No: 18118Q10347R05

We hereby certify that

O-LEADING SUPPLY CHAIN(HK) CO.,LIMITED

Credit No: 61691591-000-07-18-7

Registration Add: FLAT/RM 1205 12/F TAI SANG BANK BUILDING 130-132 DES VODEUS ROAD CENTRAL HK

Business Add: 1213, Floor 13, Fortune Building, Danshui Town, Huiyang District, Huizhou, Guangdong, China

Has implemented and maintains a **Quality Management System** Which fulfills the requirements of the following standards
GB/T19001-2016 idt ISO9001:2015

Scope of certification
Sales of printed circuit boards

Initial issuance period: February 27, 2018
Renewal date: April 22, 2019
This certificate is valid during: April 22, 2019 – February 26, 2021
This certificate is invalid without CICC qualified label in the following period

First supervision and audit	Second supervision and audit	Qualified mark
-----------------------------	------------------------------	----------------

The certification registration number does not include those production stages which fail to be covered by the relevant effective administrative procedures and qualification procedures stipulated by the state. The effectiveness of this certificate shall be restricted to actual certification scope of CICC. The certificate shall be valid when used together with the qualified mark issued.

The initial issuance of this certification can be searched on the portal of CICC www.cicc.com.cn by the code of inquiry www.cicc.com.cn.






CICC INSPECTION CERTIFICATION



嘉泰认证

质量管理体系认证证书

证书号: 18118Q10347R05

兹证明

诚领供应链(香港)有限公司

统一社会信用代码: 61691591-000-07-18-7

注册地址: 香港中環德輔道中130-132號大生銀行大廈1205室

经营地址: 广东惠州惠阳淡水南亨西路财富大厦13楼1313

建立的质量管理体系符合
GB/T19001-2016 idt ISO9001:2015 质量标准适用条款的要求

认证范围
印刷线路板的销售

初次获证日期: 2018年02月27日
换证日期: 2019年04月22日
证书有效期: 自2019年04月22日至2021年02月26日
在下列期限内, 未经CICC黏贴合格标贴, 本证书无效

第一次初审	第二次复审	黏贴处
-------	-------	-----

本证书认证范围不包括未取得有效的国家规定的行政许可、资质许可的产品/服务范围; 本证书通过CICC定期监督审核保持, 与年度《保持认证通知书》共同方为有效; 本证书信息可在国家认监委网站: www.cca.gov.cn 及CICC网站 www.cicc.com.cn 查询。








ZPMV2.E490354 - WIRING, PRINTED - COMPONENT

Wiring, Printed - Component

See General Information for Wiring, Printed - Component

O-LEADING SUPPLY CHAIN (HK) CO LTD

E490354

ROOM 1205, 12/F
TAI SANG BANK BLDG
130-132 DES VOEUS ROAD
CENTRAL, HONG KONG

Type	Cond Width			SS/ DS/ DSO	Max	Max		Meets UL796	C T		
	Min	Cond	Area		Solder	Oper	Flame				
	Min	Edge								Thk	Limits
mm(in)	mm(in)	mic(mil)	mm(in)	C	sec	C	Class	DSR	I		
Multilayer (mass laminate) printed wiring boards.											
O-LEADING-401	0.1 (0.004)	0.3 (0.012)	34 (1.34)	DS	12.7 (0.5)	260	10	130	V-0	-	-
O-LEADING-407	0.08 (0.003)	0.2 (0.008)	17 (0.67)	DS	9.7 (0.4)	260	10	130	V-0	All	-
Multilayer printed wiring boards.											
O-LEADING-408	0.125 (0.005)	0.125 (0.005)	12 (0.47) Int:136	DS	50.8 (2.0)	280	20	130	V-0	All	*
Single layer printed wiring boards.											
O-LEADING-002	0.38 (0.015)	1.14 (0.045)	34 (1.34)	SS	19.1 (0.8)	260	10	105	V-0	All	-
O-LEADING-003	0.38 (0.015)	1.14 (0.045)	34 (1.34)	SS	19.1 (0.8)	260	10	130	V-0	▲	-
O-LEADING-033	0.15 (0.006)	0.3 (0.012)	34 (1.34)	SS	25.4 (1.0)	260	10	120	V-0	All	-
O-LEADING-205	0.1 (0.004)	0.3 (0.012)	34 (1.34)	DS	69.6 (2.7)	260	10	130	V-0	All	-
O-LEADING-206	0.15 (0.006)	0.33 (0.013)	17 (0.67)	DS	69.6 (2.7)	260	10	130	V-0	All	-
O-LEADING-D01	0.14 (0.006)	0.15 (0.006)	33 (1.30)	DS	25.4 (1.0)	260	10	130	V-0	All	*
O-LEADING-S01	0.25 (0.010)	0.25 (0.010)	17 (0.67)	SS	25.4 (1.0)	260	4	130	V-0	All	*

WIRING, PRINTED - COMPONENT | UL Product iQ

O-LEADING-S02	0.2 (0.008)	0.2 (0.008)	17 (0.67)	SS	25.4 (1.0)	260	4	130	HB	▲	*
O-LEADING-S03	0.25 (0.010)	0.25 (0.010)	34 (1.34)	SS	25.4 (1.0)	260	4	130	V-0	All	*

* - CTI marking is optional and may be marked on the printed wiring board.

Marking: Company name or file number and type designation. May be followed by a suffix to denote factory identification or burning test classification.

并不是所有出现在本数据库中的公司名称和产品都满足了UL跟踪检验服务的要求。只有带有UL标志的产品，才应该被视为经过UL认证，并满足UL跟踪检验服务的要求。注意查看产品上的标志。

UL允许在线认证目录中所含材料的复制遵循以下条件：1.指南信息、装配、构造、设计、系统和/或认证（文件）必须在不篡改任何数据（或图纸）的情况下完整且无误导性地呈现。2.经UL允许从在线认证目录转载“声明必须出现在所摘录材料的邻近位置。此外，转载材料必须包含以下格式的版权声明：“© 2019 UL LLC”

Packaging & Delivery

Shipping service



Quick Turn Lead Time		
Layer Count:	Lead Tim	Special Requirement
1L/2L	2-3days	24 Hours,48 Hours
4L	3-4days	48 Hours
6L	4-5days	72 Hours
8L	5-6days	NA
10L	6-7days	NA
12L	7-8days	NA
14L	8-9days	NA

Standard Lead Time		
Layer Count:	Sample Lead Time	Volume order lead time
2L	4 days	10 days
4L	5 days	11 days
6L	6 days	12 days
8L	8 days	14 days
10L	10 days	16 days
12L	12 days	18 days
14L	14 days	20 days
16-32L	18 days	24 days

Process Capability

PCB Production Capabilities

Layer Count: 1Layer-32Layer

Finished copper thickness□ 1/3oz-12oz

Min Line width/spacing internal□ 3.0mil/3.0mil

Min Line width/spacing external: 4.0mil/4.0mil

Max Aspect Ratio: 10:1

Board thickness□ 0.2mm-5.0mm

Max Panel size(inches): 635*1500mm

Minimum Drilled Hole Size: 4mil

Plated Hole Tolerance: +/-3mil

Blind/Buried Vias (All Types): YES

Via Fill(Conductive,Non-Conductive): YES

Base Material: FR-4,FR-4high Tg,Halogen free material,Rogers,Aluminium base,Polyimide,

Heavy Copper

Surface finishes: HASL,OSP,ENIG,HAL-LF,Immersion silver,Immersion Tin,Gold fingers,Carbon ink

SMT Production Capabilities

PCB Material: FR-4,CEM-1,CEM-3,Aluminum-based board
Max PCB size: 510x460mm
Min PCB size□50x50mm
PCB Thickness□0.5mm-4.5mm
Board thickness□0.5-4mm
Min Components size: 0201
Standard chip size component: 0603 and larger
Component max height□15mm
Min lead pitch: 0.3mm
Min BGA ball pitch:0.4mm
Placement precision: +/-0.03mm