O-leading에 오신 것을 환영합니다

O-Leading은 PCB 설계, PCB 제조 및 PCB 어셈블리 (PCBA)를 포함한 EMS 공급망의 원 스톱 솔루션 파트너가되기 위해 노력하고 있습니다. 우리는 HDI PCB, 다층 PCB, Rigid-Flexible PCB를 포함한 가장 진보 된 PCB 기술을 제공합니다. . 우리는 빠른 회전 프로토 타입에서 중형 및 대량 생산에 이르기까지 지원할 수 있습니다. (에프**ast** 납품 양면 **PCB** 보드 제조업체)

일반적으로 당사의 글로벌 고객은 신속한 대응, 경쟁력있는 가격 및 품질 약속과 같은 당사 서비스에 깊은 인상을 받았습니다.보다 가치있는 기술 서비스와 전체 솔루션을 제공하는 것이 O 를 선도하는 방법입니다.

O-leading은 미래를 내다보고 항상 전자 제조 기술의 혁신과 개발에 집중하고 PCB 및 PCBA 원 스톱 서비스에 지속적으로 노력하여 일류 서비스를 제공하고 고객에게 더 많은 가치를 창출 할 것입니다.

자세한 정보를 보려면 여기를 클릭하십시오 :양면 **PCB** 하드 골드 도금 회로 기판 공장

제품 설명

광동 회로 기판 공급 업체 pcb 보드 제조 업체 전문 oem pcb 회로 기판, pcb 보드 제조 업체 더블 사이드 pcb 하드 골드 공장 가격 0.2 6mm 두께 전자 하드웨어 도금 회로 기판

TOP QUALITY PCBA

O-LEADING

To Be Reliable, To Be Valuable



MAKE YOUR IDEA COME TRUE





TOP QUALITY PCBA

O-LEADING

To Be Reliable, To Be Valuable

MAKE YOUR IDEA COME TRUE

TOP QUALITY PCBA

O-LEADING

To Be Reliable, To Be Valuable



MAKE YOUR IDEA COME TRUE

TOP QUALITY PCBA

O-LEADING

To Be Reliable, To Be Valuable



MAKE YOUR IDEA COME TRUE

Market Share

Product types

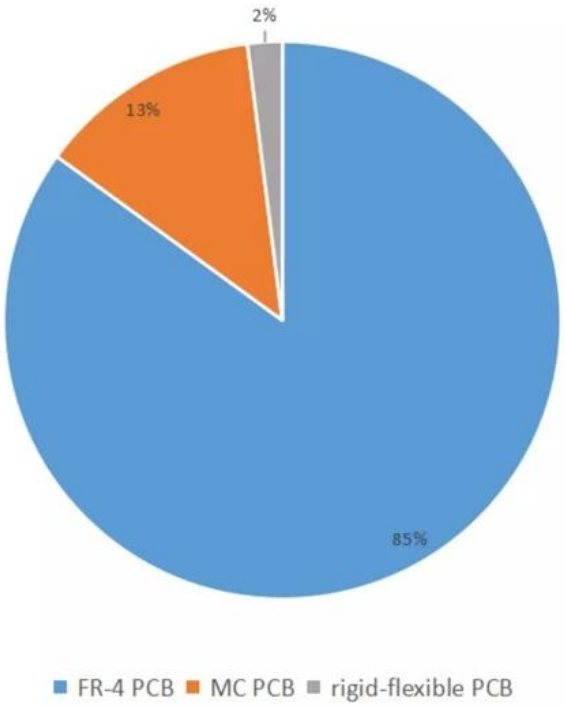

Product layers

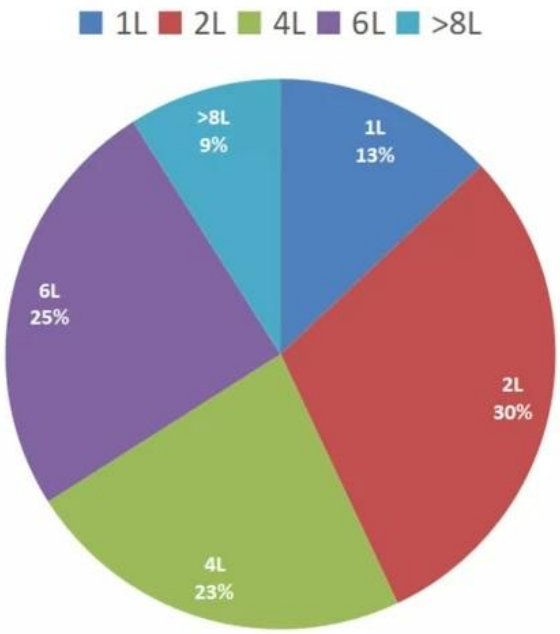

Production Process

18 years experience in one-stop PCB and PCBA,we can make your idea come true,

O-LEADING

Factory PCB

Automatic vacuum press machine

Drilling Machine

Pattern Plating Machine

Scrubbing Machine

Developing Machine

Routing Machine

High-speed flying probe machine

E-test Machine

Factory SMT

HOW O-LEADING MAKE A PROJECT FOR YOU

O-LEADING

rdware Dispenser Application Not

Automatic Dispenser Application Not

Voltage Table

Volt Pin Number	Description
VDD	Battery Voltage
+3V3	+3.3V
+5V	+5V
USB_+5V	USB 5V input
+5V/2	Isolated +5V
+12V	12V DC Drive

STM32F072 PINOUT table

Wire Name	Description	DIO	Mode	Note
SHTN_TOF	Shutdown Time of flight sensor		Output	Logic '0' to shutdown
I2C_SCL_TOF	I2C communication with time of		I2C1 SCL	
I2C_SDA_TOF	flight sensor		I2C1 SDA	
I2C_SCL_IR	I2C communication with		I2C2 SCL	
I2C_SDA_IR	thermopile sensor		I2C2 SDA	
RATE_LC	Load cell control pins		Output	
DOUT_LC			Output	

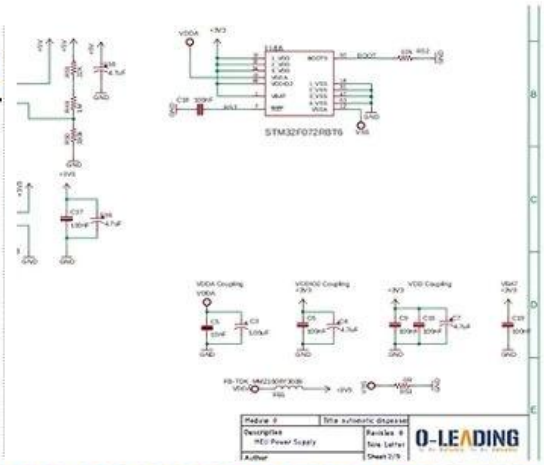

STM32F072RBT6

O-LEADING

HARDWARE schematics

PCB PRODUCTION COMPONNETS SOURCING



Qty	Value	Device	Parts	Description
4	AK500/2	AK500/2	X1, X2,	CONNECTOR
1	AK500/3	AK500/3	X7	CONNECTOR
1	1241148	MA04-2	SV2	
1	PPPC04	MA04-2	SV1	8 POS , 4*2 FEMALE PIN HEADE
1	ML10	ML10	SV4	HARTING
1	8MHZ	XTALL CSTCE8M	X5	CSTCE8M00G52-R0 RESONATOR
1	0R	R-0603	R53	Thick Film Resistors - SMD 0603
2	10R	R-0603	R12, R5	Thick Film Resistors - SMD 0603
8	100R	R-0603	R1, R2,	Thick Film Resistors - SMD 0603
1	270R	R-0805	R15	Thick Film Resistors - SMD 0605
1	330R	R-0603	R11	Thick Film Resistors - SMD 0603
9	680R	R-0603	R20, R3	Thick Film Resistors - SMD 0603
17	1k	R-0603	R9, R10	Thick Film Resistors - SMD 0603
2	4.7k	R-0603	R17, R6	Thick Film Resistors - SMD 0603
2	5.1k	R-0603	R18, R1	Thick Film Resistors - SMD 0603
9	10k	R-0603	R16, R3	Thick Film Resistors - SMD 0603



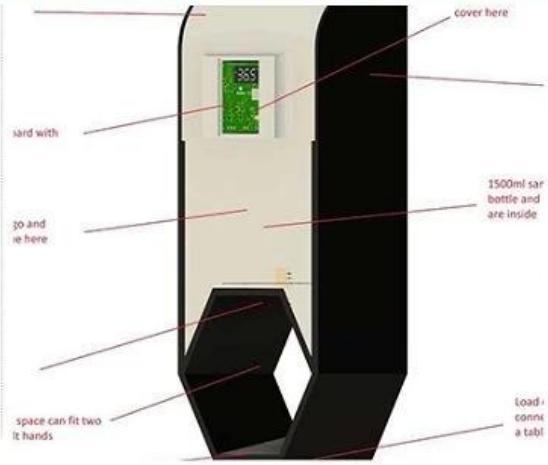

PCB Assembly MECHANICAL DESIGN

O-LEADING CUSTOMER

To be RELIABLE

Quality first ,

Customer supreme ,

Scientifically management ,

Striving for famous brand

THE CUSTOMER IS KING



To be VALUABLE

Science and technology keeps head ,

Put people first,

Be precise and practical,

contribute sincerely

Skyworth 创维

HOT 和而泰
H&T INTELLIGENT CONTROL

dongweikeji
东威科技

美的 Midea

STAR-NET
星网锐捷

FORYOU
ADAYO
华阳集团

EDIFIER®

Cultraview 金锐显

3nod三诺

T&W

TCL

AcBel
康舒科技
ACBEL POLYTECH INC.

Honeywell

Schneider
Electric

ZTE中兴

EMERSON.

BYD

PHILIPS

TE
connectivity

VIDEOTON

O-LEADING CUSTOMER REVIEW

CUSTOMER VOICE IS EXTREMELY IMPORTANT TO US

订单编号: 49335463501024670

供应商服务: 非常满意 (5 stars) 按时发货: 非常满意 (5 stars)

High quality usb power pcb , pcba manufacturer

Fancy has done an exllent job, whenever we write, she answered us within 1 second, O-leading is very perfe ct with fast delivery, fast logistics, the most important thing is good quality, good packaging, thank you!

回复该评论

oem customized rohs pcb drawing schematic s...

We received the boards, the quality is very good,the price is very reasonable, Fancy is very nice & smart & e xperienced, the logistics is super fast, I will come to see more in the future.

回复该评论

订单编号: 49298271001024670

供应商服务: 非常满意 (5 stars) 按时发货: 非常满意 (5 stars)

High TG180 FR-4 Circuit HDI PCB 94V0 Board ...

perfect product,perfect PCB supplier!

回复该评论

oem customized rohs pcb drawing schematic s...

Very good and professional PCB product as usual!

回复该评论

Strip LED Aluminum FR-4 lighting PCB board 9...

High quality, fast delivery, good service, competitve price, lucky and happy to purchase from O-leading!

回复该评论

订单编号: 49322411001024670

供应商服务: 非常满意 (5 stars) 按时发货: 非常满意 (5 stars)

High TG180 FR-4 Circuit HDI PCB 94V0 Board ...

This is a very difficult PCB design, but we are lucky to find O-leading to support the PCB for us,very good to p PCB supplier!

universal FR4 Multilayer PCB washing machine...

Fancy gives us very excellent service, very professional and experienced, O-leading is the best one of our su ppliers, very happy to work with them

订单编号: 49024962001024670

United States

供应商服务: 非常满意 (5 stars) 按时发货: 非常满意 (5 stars)

High quality Keyboard pcb & pcba Factory SMT...

Top quality,it's the right choice to choose O-leading to make the PCB & PCBA

回复该评论

订单编号: 40938622501024670

供应商服务: 非常满意 (5 stars) 按时发货: 非常满意 (5 stars)

Professional Printed Circuit Board Manufactur...

Very high quality PCB products, O-leading is the best PCB supplier that we have ever worked with,

订单编号: 44068794501024670

供应商服务: 非常满意 (5 stars) 按时发货: 非常满意 (5 stars)

High TG180 FR-4 Circuit HDI PCB 94V0 Board ...

We bought two batches, one by DHL the other one by air, good quality and fast delivery!

LISTEN TO CUSTOMER VOICE

订单编号: 40903347501024670

供应商服务: 非常满意 (5 stars) 按时发货: 非常满意 (5 stars)

Strip LED Aluminum FR-4 lighting PCB board 9...

Very fast delivery! Fantastic, good job!!!

Professional Printed Circuit Board Manufactur...

Very happy to great support from O-leading,they are not only professional on the PCB, but also provide goo d PCBA products, very good supplier!!!

hot sale rigid-flexible PCB with 0.2mm BGA an...

very professional supplier

High Quality custom FPCB/Flex PCB/FPC/Flexi...

Good product

OEM ODM PCBA Bluetooth Wireless Marking G...

high soldering quality

Electronic parts haptic pcba Circuit Board asse...

Very Good product

订单编号: 36919647001024670

供应商服务: 非常满意 (5 stars) 按时发货: 非常满意 (5 stars)

AML-S802 Quad-core Android embedded boar...

Good products

Fast delivery low cost pcb fabrication O-leadin...

Good supplier

Lidar IR Sensor board pcba(H08R6x)

perfect product

Customized PCBA design PCB design

perfect

Audio Speaker and Headphone Jack (H07R3x)

High quality, good

订单编号: 37378603001024670

供应商服务: 非常满意 (5 stars) 按时发货: 非常满意 (5 stars)

Raspberry pi 0 Zero Raspberry Pi Zero Pi W ver...

Fantastic products!!

double layer pcb with red S/M and LF-HASL su...

Good!

half hole pcb, half hole pcb module, half hole m...

Top half hole pcb supplier, very perfect goods

High Quality custom FPCB/Flex PCB/FPC/Flexi...

this rigid-flexible pcb quality is perfect!

Electronic parts haptic pcba Circuit Board asse...

Very satisfied with O-leading products and quality,especially their on-time delivery, fantastic!

Be kind to your client, because he has many choices, but he chooses you instead.

□□

CICC INSPECTION CERTIFICATION

CICC CERTIFICATION
嘉泰认证

QUALITY MANAGEMENT SYSTEM CERTIFICATE

Certificate No: 18118Q10347R0S

We hereby certify that

O-LEADING SUPPLY CHAIN(HK) CO.,LIMITED

Credit No: 61691591-000-07-18-7

Registration Add: FLAT/RM 1205 12/F TAI SANG BANK BUILDING 130-132 DES VOEUS ROAD CENTRAL HK

Business Add: 1313, Floor 13, Fortune Building, Danshui Town, Huiyang District, Huizhou, Guangdong, China

Has implemented and maintains a **Quality Management System**

Which fulfils the requirements of the following standards

GB/T19001-2016 idt ISO9001:2015

Scope of certification

Sales of printed circuit boards

Initial Issuance period: February 27, 2018

Renewal date: April 22, 2019

This certificate is valid during: April 22, 2019 ~ February 26, 2021

This certificate is invalid without CICC qualified label in the following period

First supervision and audit		Second supervision and audit	Qualified mark

CICC IAF CNAS

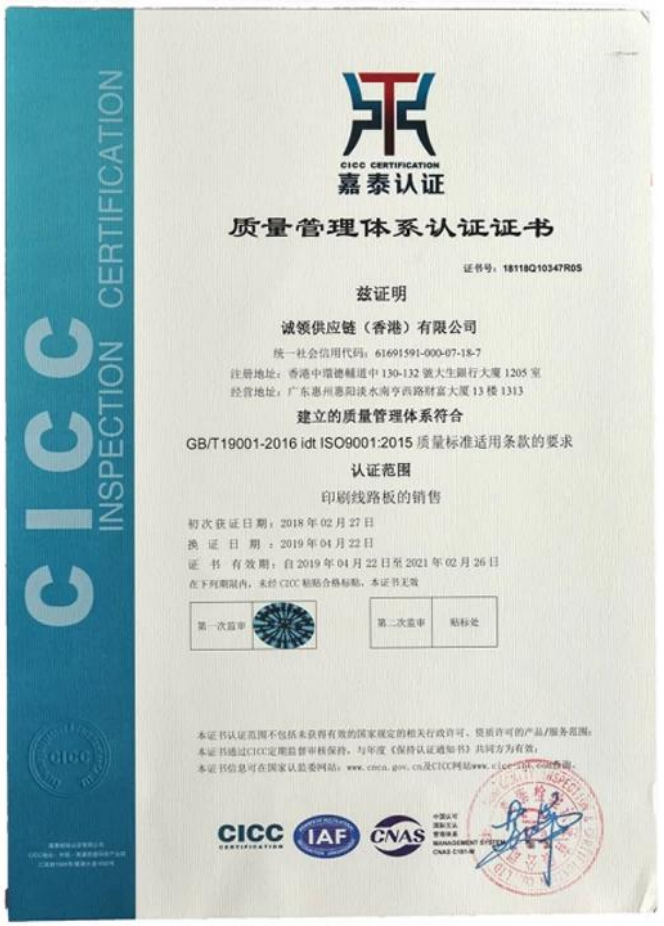

CICC INSPECTION CERTIFICATION

CICC CERTIFICATION
嘉泰认证

质量管理体系认证证书

证书号：18118Q10347R0S

兹证明

诚领供应链（香港）有限公司

统一社会信用代码：61691591-000-07-18-7

注册地址：香港中環德輔道中 130-132 號大生銀行大廈 1205 室

经营地址：广东惠州惠阳淡水南亨西路财富大厦 13 楼 1313

建立的质量管理体系符合

GB/T19001-2016 idt ISO9001:2015 质量标准适用条款的要求

认证范围

印刷线路板的销售

初次获证日期：2018 年 02 月 27 日

换 证 日 期 ：2019 年 04 月 22 日

证 书 有 效 期：自 2019 年 04 月 22 日至 2021 年 02 月 26 日

在下列期间内，未经 CICC 贴防伪标贴，本证书无效

第一次监审		第二次监审	贴标处

本证书认证范围不包括未获得有效的国家规定的相关行政许可、资质许可的产品/服务范围；

本证书通过CICC定期监督审核保持，与年度《保持认证通知书》共同方为有效；

本证书信息可在国家认监委网站：www.cnca.gov.cn及CICC网站www.cicc-ihk.com查询。

CICC IAF CNAS

O-LEADING SUPPLY CHAIN (HK) CO.,LIMITED

1313,FLOOR 13, FORTUNE BUILDING, DANSHUI TOWN, HUIYANG DISTRICT, HUIZHOU, GUANGDONG, CHINA

The following sample(s) was/were submitted and identified on behalf of the clients as : OSP

SGS Job No. :	RP19-005089 - SZ
Date of Sample Received :	22 Mar 2019
Testing Period :	22 Mar 2019 - 30 Mar 2019
Test Requested :	Selected test(s) as requested by client.
Test Method :	Please refer to next page(s).
Test Results :	Please refer to next page(s).
Conclusion :	Based on the performed tests on submitted sample(s), the results of Lead, Mercury, Cadmium, Hexavalent chromium, Polybrominated biphenyls (PBBs), Polybrominated diphenyl ethers (PBDEs) and Phthalates such as Bis(2-ethylhexyl) phthalate (DEHP) , Butyl benzyl phthalate (BBP), Dibutyl phthalate (DBP) , and Diisobutyl phthalate (DIBP) comply with the limits as set by RoHS Directive (EU) 2015/863 amending Annex II to Directive 2011/65/EU.

Signed for and on behalf of
SGS-CSTC Standards Technical Services Co., Ltd. Shenzhen Branch

Tina Fan
Approved Signatory

Unless otherwise agreed in writing, this document is issued by the Company subject to its General Conditions of Service printed overleaf, available on request or accessible at http://www.sgs.com/en/Terms-and-Conditions.aspx and, for electronic format documents, subject to Terms and Conditions for Electronic Documents at http://www.sgs.com/en/Terms-and-Conditions/Terms-e-Document.aspx. Attention is drawn to the limitation of liability, indemnification and jurisdiction issues defined therein. Any holder of this document is advised that information contained hereon reflects the Company's findings at the time of its intervention only and within the limits of Client's instructions, if any. The Company's sole responsibility is to its Client and this document does not exonerate parties to a transaction from exercising all their rights and obligations under the transaction documents. This document cannot be reproduced except in full, without prior written approval of the Company. Any unauthorized alteration, forgery or falsification of the content or appearance of this document is unlawful and offenders may be prosecuted to the fullest extent of the law. Unless otherwise stated the results shown in this test report refer only to the sample(s) tested.
Attention: To check the authenticity of testing /inspection report & certificate, please contact us at telephone: (86-755) 8307 1443, or email: CN.Doccheck@sgs.com
SGS-CSTC Standards Technical Services Co., Ltd.
Shenzhen Branch
SGS Bldg, No.2, Jingshan Industrial Park, No.498, Jihua Road, Bantian, Longgang District, Shenzhen, China 518129 t (86-755) 25328888 f (86-755) 83106190 www.sgsgroup.com.cn
中国·深圳·龙岗区坂田吉华路430号江灏工业园4栋SGS大楼 邮编: 518129 t (86-755) 25328888 f (86-755) 83106190 e sgs.china@sgs.com
Member of the SGS Group (SGS SA)

Test Results :

Test Part Description :

Specimen No.	SGS Sample ID	Description
SN1	SZX19-005304.001	Green"PCB"

Remarks :

(1) 1 mg/kg = 1 ppm = 0.0001%
(2) MDL = Method Detection Limit
(3) ND = Not Detected (< MDL)
(4) "-" = Not Regulated

RoHS Directive (EU) 2015/863 amending Annex II to Directive 2011/65/EU

Test Method : With reference to IEC 62321-4:2013+A1:2017, IEC62321-5:2013, IEC62321-7-2:2017, IEC 62321-6:2015 and IEC62321-8:2017, analyzed by ICP-OES, UV-Vis and GC-MS.

Test Item(s)	Limit	Unit	MDL	001
Cadmium (Cd)	100	mg/kg	2	ND
Lead (Pb)	1,000	mg/kg	2	8
Mercury (Hg)	1,000	mg/kg	2	ND
Hexavalent Chromium (Cr(VI))	1,000	mg/kg	8	ND
Sum of PBBs	1,000	mg/kg	-	ND
Monobromobiphenyl	-	mg/kg	5	ND
Dibromobiphenyl	-	mg/kg	5	ND
Tribromobiphenyl	-	mg/kg	5	ND
Tetrabromobiphenyl	-	mg/kg	5	ND
Pentabromobiphenyl	-	mg/kg	5	ND
Hexabromobiphenyl	-	mg/kg	5	ND
Heptabromobiphenyl	-	mg/kg	5	ND
Octabromobiphenyl	-	mg/kg	5	ND
Nonabromobiphenyl	-	mg/kg	5	ND
Decabromobiphenyl	-	mg/kg	5	ND
Sum of PBDEs	1,000	mg/kg	-	ND
Monobromodiphenyl ether	-	mg/kg	5	ND
Dibromodiphenyl ether	-	mg/kg	5	ND
Tribromodiphenyl ether	-	mg/kg	5	ND
Tetrabromodiphenyl ether	-	mg/kg	5	ND
Pentabromodiphenyl ether	-	mg/kg	5	ND

Unless otherwise agreed in writing, this document is issued by the Company subject to its General Conditions of Service printed overleaf, available on request or accessible at http://www.sgs.com/en/Terms-and-Conditions.aspx and, for electronic format documents, subject to Terms and Conditions for Electronic Documents at http://www.sgs.com/en/Terms-and-Conditions/Terms-e-Document.aspx. Attention is drawn to the limitation of liability, indemnification and jurisdiction issues defined therein. Any holder of this document is advised that information contained hereon reflects the Company's findings at the time of its intervention only and within the limits of Client's instructions, if any. The Company's sole responsibility is to its Client and this document does not exonerate parties to a transaction from exercising all their rights and obligations under the transaction documents. This document cannot be reproduced except in full, without prior written approval of the Company. Any unauthorized alteration, forgery or falsification of the content or appearance of this document is unlawful and offenders may be prosecuted to the fullest extent of the law. Unless otherwise stated the results shown in this test report refer only to the sample(s) tested.
Attention: To check the authenticity of testing /inspection report & certificate, please contact us at telephone: (86-755) 8307 1443, or email: CN.Doccheck@sgs.com
SGS-CSTC Standards Technical Services Co., Ltd.
Shenzhen Branch
SGS Bldg, No.2, Jingshan Industrial Park, No.498, Jihua Road, Bantian, Longgang District, Shenzhen, China 518129 t (86-755) 25328888 f (86-755) 83106190 www.sgsgroup.com.cn
中国·深圳·龙岗区坂田吉华路430号江灏工业园4栋SGS大楼 邮编: 518129 t (86-755) 25328888 f (86-755) 83106190 e sgs.china@sgs.com
Member of the SGS Group (SGS SA)

UL Product iQ™

ZPMV2.E490354 - WIRING, PRINTED - COMPONENT

Wiring, Printed - Component

See General Information for Wiring, Printed - Component

O-LEADING SUPPLY CHAIN (HK) CO LTD
ROOM 1205, 12/F
TAI SANG BANK BLDG
130-132 DES VOEUS ROAD
CENTRAL, HONG KONG

E490354

Type	Cond Width Min mm(in)	Min Edge mm(in)	Cond Thk mic(mil)	SS/ DS/ DSO	Max Area Diam mm(in)	Solder Limits C	sec	Max Oper Temp C	Flame Class	Meets UL796 DSR	CTI
Multilayer (mass laminate) printed wiring boards.											
O-LEADING-401	0.1 (0.004)	0.3 (0.012)	34 (1.34)	DS	12.7 (0.5)	260	10	130	V-0	-	-
O-LEADING-407	0.08 (0.003)	0.2 (0.008)	17 (0.67)	DS	9.7 (0.4)	260	10	130	V-0	All	-
Multilayer printed wiring boards.											
O-LEADING-408	0.125 (0.005)	0.125 (0.005)	12 (0.47) Int:136	DS	50.8 (2.0)	280	20	130	V-0	All	*
Single layer printed wiring boards.											
O-LEADING-002	0.38 (0.015)	1.14 (0.045)	34 (1.34)	SS	19.1 (0.8)	260	10	105	V-0	All	-
O-LEADING-003	0.38 (0.015)	1.14 (0.045)	34 (1.34)	SS	19.1 (0.8)	260	10	130	V-0	▲	-
O-LEADING-033	0.15 (0.006)	0.3 (0.012)	34 (1.34)	SS	25.4 (1.0)	260	10	120	V-0	All	-
O-LEADING-205	0.1 (0.004)	0.3 (0.012)	34 (1.34)	DS	69.6 (2.7)	260	10	130	V-0	All	-
O-LEADING-206	0.15 (0.006)	0.33 (0.013)	17 (0.67)	DS	69.6 (2.7)	260	10	130	V-0	All	-
O-LEADING-D01	0.14 (0.006)	0.15 (0.006)	33 (1.30)	DS	25.4 (1.0)	260	10	130	V-0	All	*
O-LEADING-S01	0.25 (0.010)	0.25 (0.010)	17 (0.67)	SS	25.4 (1.0)	260	4	130	V-0	All	*

WIRING, PRINTED - COMPONENT | UL Product iQ

O-LEADING-S02	0.2 (0.008)	0.2 (0.008)	17 (0.67)	SS	25.4 (1.0)	260	4	130	HB	▲	*
O-LEADING-S03	0.25 (0.010)	0.25 (0.010)	34 (1.34)	SS	25.4 (1.0)	260	4	130	V-0	All	*

* - CTI marking is optional and may be marked on the printed wiring board.

Marking: Company name or file number and type designation. May be followed by a suffix to denote factory identification or burning test classification.

并不是所有出现在本数据库中的公司名称和产品都满足了UL 跟踪检验服务的要求。只有带有 UL 标志的产品，才应该被视为经过UL认证，并满足UL 跟踪检验服务的要求。注意查看产品上的标志。

UL 允许在线认证目录中所含材料的复制遵循以下条件：1.指南信息、装配、构造、设计、系统和/或认证（文件）必须在不篡改任何数据（或图纸）的情况下完整且无误导性地呈现。2.“经 UL 允许从在线认证目录转载”声明必须出现在所摘取材料的邻近位置。此外，转载材料必须包含以下格式的版权声明： "© 2019 UL LLC"

공정 능력

PCB 생산 능력	
레이어 수	1 층 -32 층
완성 된 구리 두께	1 / 3oz-12oz
최소 선 너비 / 간격 내부	3.0mil / 3.0mil
최소 선 너비 / 간격 외부	4.0mil / 4.0mil
Max Aspect Ratio	10 : 1
보드 두께	0.2mm ~ 5.0mm
최대 패널 크기 (인치)	635 * 1500mm
최소 드릴 구멍 크기	400 만
PIated 홀 공차	+/- 3mil
BIind / Buried Via (AII 유형)	예
Via Fill (전도성, 비전 도성)	예
기본 재료	FR-4, FR-4high Tg. 할로겐 프리 소재, 로저스, 알루미늄베이스,Polyimide, 무거운 구리
표면 마감	HASL, OSP, ENIG, HAL-LF, lmmersion silver,lmmersion 주석, 금 손가락, 탄소 잉크

SMT 생산 능력	
PCB 재질	FR-4, CEM-1, CEM-3, 알루미늄 기반 보드, FPC
최대 PCB 크기	510x1500mm
최소 PCB 크기	50x50mm
PCB 두께	0.5mm ~ 4.5mm
보드 두께	0.5-4mm
최소 구성 요소 크기	0201
표준 칩 크기 구성 요소	0603 이상
구성 요소 최대 높이	15mm
최소 리드 피치	0.3mm
최소 BGA 볼 피치	0.4mm
배치 정밀도	+/- 0.03mm

포장 및 배송

Shipping service

DHL WORLDWIDE EXPRESS TNT FedEx Express UPS

Quick Turn Lead Time		
Layer Count:	Lead Tim	Special Requirement
1L/2L	2-3days	24 Hours,48 Hours
4L	3-4days	48 Hours
6L	4-5days	72 Hours
8L	5-6days	NA
10L	6-7days	NA
12L	7-8days	NA
14L	8-9days	NA

Standard Lead Time		
Layer Count:	Sample Lead Time	Volume order lead time
2L	4 days	10 days
4L	5 days	11 days
6L	6 days	12 days
8L	8 days	14 days
10L	10 days	16 days
12L	12 days	18 days
14L	14 days	20 days
16-32L	18 days	24 days

자주하는 질문

1. O-Leading은 품질을 어떻게 보장합니까**?**

1.1이 프로세스는 ISO 9001：2008 표준에 따라 엄격하게 관리됩니다.
1.2 생산 프로세스 관리에 소프트웨어의 광범위한 사용
1.3 최첨단 테스트 장비 및 도구. 예：플라잉 프로브, X-ray 검사, AOI (Automated Optical Inspector) 및 ICT (in-circuit testing).
1.4 실패 사례 분석 프로세스를 갖춘 전담 품질 보증 팀
1.5. 지속적인 직원 훈련 및 교육

2. O-Leading은 어떻게 가격 경쟁력을 유지합니까**?**
지난 10 년 동안 많은 원자재 (예：구리, 화학 제품)의 가격이 두 배, 세 배 또는 네 배가되었습니다. 중국 통화 RMB는 미국 달러 대비 31 % 상승했습니다. 그리고 인건비도 크게 증가했습니다.
그러나 O-Leading은 가격을 일정하게 유지했습니다. 이것은 비용 절감, 낭비 방지 및 효율성 향상에 대한 우리의 혁신에 전적으로 소유하고 있습니다. 우리의 가격은 동일한 품질 수준에서 업계에서 매우 경쟁력이 있습니다.
우리는 고객과의 상생 파트너십을 믿습니다. 우리가 당신에게 비용과 품질을 제공 할 수 있다면 우리의 파트너십은 상호 이익이 될 것입니다.

3. O-Leading은 어떤 종류의 보드를 처리 할 수 있습니까**?**
일반적인 FR4, 고 TG 및 할로겐 프리 보드, Rogers, Arlon, Telfon, 알루미늄 / 구리 기반 보드, PI 등

4. PCB 및 **PCBA** 생산에 필요한 데이터는 무엇입니까**?**
4.1 참조 지정자가있는 BOM (Bill of Materials) : 구성 요소 설명, 제조업체 이름 및 부품 번호.
4.2 PCB Gerber 파일.
4.3 PCB 제작 도면 및 PCBA 조립 도면.
4.4 테스트 절차.
4.5 조립 높이 요구 사항과 같은 기계적 제한 사항.

5. 다층 **PCB**의 일반적인 프로세스 흐름은 무엇입니까**?**
재료 절단 → 내부 드라이 필름 → 내부 에칭 → 내부 AOI → 멀티 본드 → 레이어 적층 프레스 → 드릴링 → PTH → 패널 도금 → 외부 드라이 필름 → 패턴 도금 → 외부 에칭 → 외부 AOI → 솔더 마스크 → 부품 마크 → 표면 마무리 → 라우팅 → E / T → 육안 검사.

6. HDI 제조를위한 주요 장비는 무엇입니까**?**
주요 장비 목록은 다음과 같습니다 : 레이저 드릴링 머신, 프레스 머신, VCP 라인, 자동 노광기, LDI 등 우리가 보유한 장비는 업계 최고이며 레이저 드릴링 머신은 Mitsubishi 및 Hitachi에서, LDI 머신은 Screen에서 제공됩니다. (일본), 자동 노광기 역시 히타치 산으로 고객의 기술 요구 사항을 충족시킬 수 있습니다.

7. 얼마나 많은 유형의 표면 마감 **O-** 리드가 할 수 있습니까**?**
O-the 리더는 ENIG, OSP, LF-HASL, 금 도금 (연질 / 경질), 침지은, 주석,은 도금, 침지 주석 도금, 탄소 잉크 등과 같은 전체 일련의 표면 처리를 갖추고 있습니다. HDI에서 일반적으로 사용되는 OSP, ENIG, OSP + ENIG, BGA PAD 크기가 0.3mm 미만인 경우 일반적으로 클라이언트 또는 OSP OSP + ENIG를 사용하는 것이 좋습니다.

8. FPC에 대한 귀하의 능력은 무엇입니까**? O-Leading**이 **SMT** 서비스도 제공 할 수 있습니까**?**
O-Leading은 단층에서 8 층까지 FPC를 제작할 수 있습니다. 작업 패널 크기는 최대 2000mm * 240mm까지 가능합니다. 자세한 내용은“Flex Capability”페이지에서 확인하십시오. 우리는 또한 고객에게 SMT 원 스톱 서비스를 제공합니다.

9. PCB 가격에 영향을 미치는 주요 요인은 무엇입니까**?**
재료;
표면 마무리;
기술 난이도;
다른 품질 기준;
PCB 특성;
지불 조건;
제조 국가가 다릅니다.

10. PCB, PWB 및 **FPC**의 정의는 무엇이며 차이점은 무엇입니까**?**
PCB는 인쇄 회로 기판의 약자입니다.
PWB는 Printed Wire Board의 약어로 인쇄 회로 기판과 같은 의미입니다.
FPC는 Flexible Printed Board의 약자입니다.

11. PCB 기판의 재료를 선택할 때 어떤 요소를 고려해야합니까**?**
PCB 재료를 선택할 때 다음 요소를 고려해야합니다.
재료의 Tg 값은 작동 온도보다 커야합니다.
낮은 CTE 재료는 열 안정성이 우수합니다.
우수한 열 저항 성능 : 일반적으로 PCB는 최소 50 초 동안 250 ℃에 견딜 수 있어야합니다.
좋은 편평함; 전기적 특성을 고려하여 고주파 PCB에는 저손실 / 고유 전율 재료를 사용합니다.
유연한 PCB에 사용되는 폴리이 미드 유리 섬유 기판; 금속 코어는 제품의 열 요구 사항이 엄격 할 때 사용됩니다.
소산.

12. O-leading rIgid-flex PCB의 장점은 무엇입니까**?**
O-leading의 rigid-flex PCB는 FPC와 PCB의 특성을 모두 가지고있어 일부 특수 제품에 사용할 수 있습니다. 일부는 유연하고 다른 일부는 단단하여 제품의 내부 공간을 절약하고 제품 부피를 줄이고 성능을 향상시킬 수 있습니다.

13. 임피던스 계산은 어떻게합니까**?**
임피던스 제어 시스템은 POLAR INSTRUMENTS의 일부 테스트 쿠폰, SI6000 소프트 및 CITS 500s 장비를 사용하여 수행됩니다. 이 장비는 클라이언트가 우리에

게 결정된 값과 허용 오차를 제공 한 대표적인 트랙 구성 쿠폰에서 임피던스를 측정합니다.