

## Product Description

Automatic electric hand sanitizer dispenser 1000ml Smart Sensor Dispenser For Hand Soap and Hand wash dispenser

Application:HOTEL, villa, APARTMENT, OFFICE BUILDING, HOSPITAL, school, mall, Sports venues, Leisure Facilities, supermarket, WAREHOUSE, WORKSHOP, Park, farmhouse, Courtyard

Main Material:ABS plastic

### [Automatic induction sterilizer foam soap dispenser with 1000ml bottle](#)

Product Name	Automatic alcohol dispenser
Material	ABS plastic
Function	Automatic Hand Sanitizer Dispenser support Alcohol Gel Foam Liquid Soap
Package	1pcs per carton
Product dimension	25*15*10cm
Power supply	Alkaline AA 1.5V battery*4pcs(not included)
Battery life	□20000 times/shot, stand by mode 2 years
Volume/shot	1.0-1.5ml/shot(liquid/gel); 0.4ml/shot(foam)
Speed/shot	0.6-0.8s/shot
Sensing distance	1cm-10cm
Volume capacity	1000ml refillable bottle(disposable bottle for choice)
Pump	Liquid/gel pump(foam pump for choice)

### **Product performance description**

1000ml Capacity Black Hand Free Infrared Liquid Soap Automatic Sanitizer Dispenser, [hand sanitiser dispenser automatic](#)



# 3 IN 1 DESIGN

Wall mounted/Table stand/Floor stand

Metal material/Durable/Telescopic



### 1. Wall mounted model



### 2. Table stand model

### 3. Floor stand model

## Specification

	Dimension	25*15*10cm
	Net weight	700g
	Capacity	1000ml
	Output	 Drop  Foam  Spray
	Dosage	Foam: 0.4ml/shot Spray: 0.8/1.8ml/shot Drop: 0.75/1.5/3ml/shot
	Adjustable Dosage	 1 shot/sensing  2 shots/sensing
	Inside	Refillable bottle(HDPE), pump
	Packing	18pcs/carton
	Carton	540*525*385mm, 16.3kgs







# MULTIPLE CHOICE





# MULTIPLE CHOICE



# MULTIPLE CHOICE



# MULTIPLE CHOICE



## Specification

# Output

Drop/Foam/Spray



**Drop**

Suitable for liquid/lotion/gel



**Foam**

Suitable for Foam hand sanitizer



**Spray**

Suitable for liquid/alcohol

## Why choose US?



- Modern appearance.
- Transparent window.
- ABS plastic, tough and durable.
- Touch-free, motion activated, hygienic.



·Large capacity, 1000ML refillable bottle, HDPE material, corrosion-resistant, support alcohol.

·Disposable bottle for choice.



·Output dosage is adjustable (1 shot or 2 shots for choice)



·magnetic switch(dispenser will work after the case is closed).

·Power supply: 4pcs Alkaline AA 1.5V battery(lifespan will be 20000 times of sensing)



·Sensing distance: 1-10cm

·Gel/foam/spray pump for choice, pump lifespan is 200,000 times.







### Workshop



### Loading pictures



## Product Usage

Washroom



Hospital/Bank/Restaurant/School



Office



shopping mall/store







### [sanitiser spray dispenser manufacturer](#)

#### **Pictures shared by our customers:**

This picture is from our customer feedback about the sanitiser dispenser

This liquid soap dispenser is widely suitable for public area as well as home use.

The liquid soap dispenser is widely suitable for restaurant, hotel, hospital, bank, office, home, school and so on.

### **Packing&Shipping**

#### **Packing list:**

Floor stand liquid soap dispenser packing list:

1\*Wall-Mounted liquid soap dispenser 1\*Key 1\*Sticker 2\*Wall mounted screw sets 1\*English user manual  
1\*Table bracket  
1\* Telescopic floor stand Black hand sanitizer dispenser

**Packing dimension:**


52.5\*34\*15.5cm,7.2kgs

HS code: 8509809000

**Packaging & Delivery**

Selling Units	Single item
Single package size	54X53X39 cm
Single gross weight	16.300 kg

**Picture Example:**





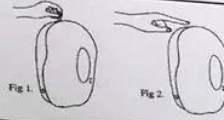
**MOUNTING INSTRUCTIONS FOR AUTO FOAM / SOAP DISPENSER**

**IMPORTANT! FOR secure mounting, follow instructions thoroughly**

Note: Ensure that dispenser is mounted so that bottom edge of dispenser is a minimum of 10", e.g. counter, back splash, etc.

**OPENING DISPENSER**

1. Dispenser cover may be opened by inserting key in slots on top of cover and depressing latch (Figure 1) or using optional push button (Figure 2)

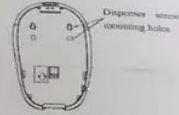


**SCREW MOUNTING DISPENSER**

For porous, textured, or wallpapered surface, screw mounting is recommended.

Ensure that mounting hardware is appropriate for your wall surface.

1. The dispenser may be mounted using a minimum of two (or four) self-tapping screws and wall anchors. Ensure that proper mounting hardware is used for your wall composition.



**TAPE MOUNTING DISPENSER**

Tape mounting is possible using enclosed tape pads (provided separately).

1. Wipe back of dispenser thoroughly with clean dry cloth.

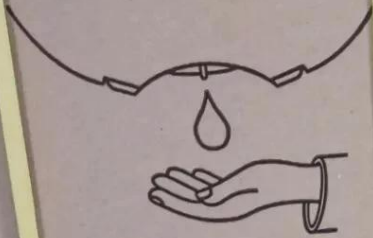
2. Remove backing paper from one side of tape pad. Carefully align pad on top section of dispenser as shown in Figure 1



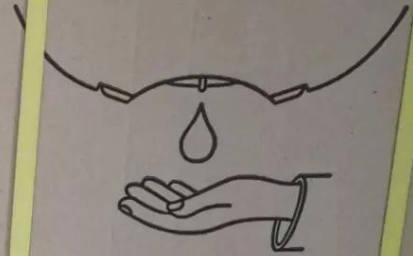
Automatic Dispenser



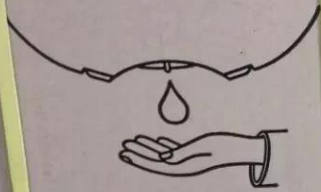
Automatic Dispenser



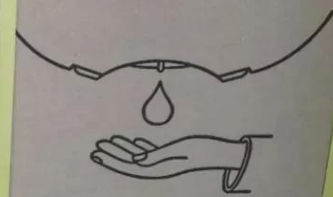
Automatic Dispense



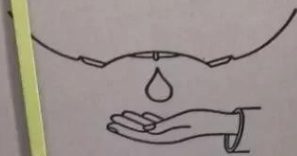
Automatic Dispenser



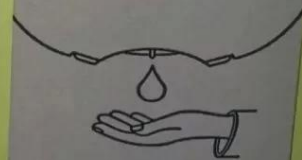
Automatic Dispenser



Automatic Dispenser



Automatic Dispenser







## FAQ

Q: How can I get the automatic soap dispenser samples to check your quality?

A: Sample order is available, can be shipped by Express, you'll receive it in 3-7 days.

Q: What can I get the price?

A: We usually quote within 24 hours after we get your inquiry. If you are very urgent to get the price, please tell us in your email so that we will regard your inquiry as priority.

Q:What is your trade term of delivery?

A: We accept EXW, FOB Shenzhen or CIF destination port. You can choose the one which is the most convenient or cost effective for you.

Q: What about the lead time for the mass production?

A: Honestly, it depends on the order quantity and the season you place the order. Sample order is within 2 days. OEM/OEM order will need extra time.