

PCB Rigid-Flexible O-Leading


O-Leading PCBs are designed for high-density applications. They combine the benefits of rigid and flexible PCBs, offering a compact, reliable solution for complex electronics. O-Leading PCBs are ideal for applications requiring high performance, reliability, and cost-effectiveness. They are commonly used in automotive, industrial, and consumer electronics. O-Leading PCBs are available in various materials, including FR-4, polyimide, and copper-clad laminate. They are also available in various thicknesses and finishes. O-Leading PCBs are a versatile and reliable solution for a wide range of applications.


O-Leading PCBs are designed for high-density applications. They combine the benefits of rigid and flexible PCBs, offering a compact, reliable solution for complex electronics. O-Leading PCBs are ideal for applications requiring high performance, reliability, and cost-effectiveness. They are commonly used in automotive, industrial, and consumer electronics. O-Leading PCBs are available in various materials, including FR-4, polyimide, and copper-clad laminate. They are also available in various thicknesses and finishes. O-Leading PCBs are a versatile and reliable solution for a wide range of applications.


O-Leading PCBs are designed for high-density applications. They combine the benefits of rigid and flexible PCBs, offering a compact, reliable solution for complex electronics. O-Leading PCBs are ideal for applications requiring high performance, reliability, and cost-effectiveness. They are commonly used in automotive, industrial, and consumer electronics. O-Leading PCBs are available in various materials, including FR-4, polyimide, and copper-clad laminate. They are also available in various thicknesses and finishes. O-Leading PCBs are a versatile and reliable solution for a wide range of applications.


O-Leading PCBs are designed for high-density applications. They combine the benefits of rigid and flexible PCBs, offering a compact, reliable solution for complex electronics. O-Leading PCBs are ideal for applications requiring high performance, reliability, and cost-effectiveness. They are commonly used in automotive, industrial, and consumer electronics. O-Leading PCBs are available in various materials, including FR-4, polyimide, and copper-clad laminate. They are also available in various thicknesses and finishes. O-Leading PCBs are a versatile and reliable solution for a wide range of applications.

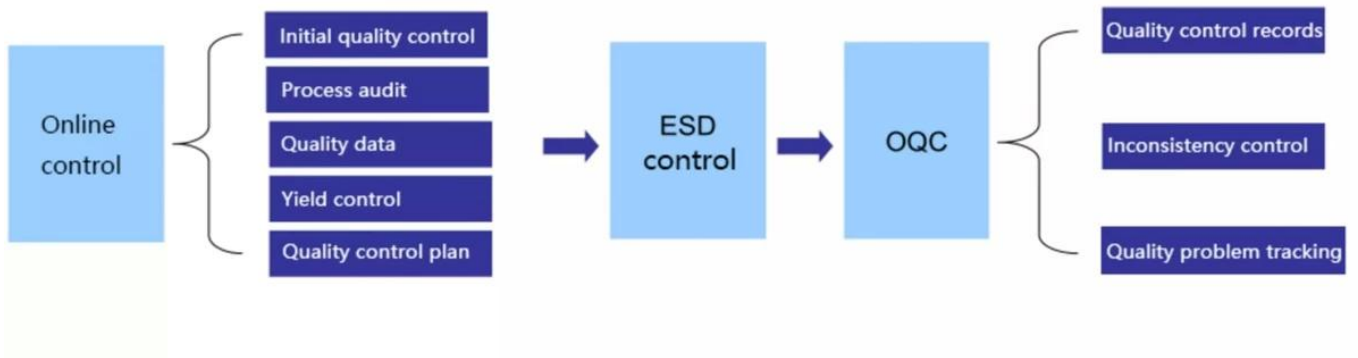
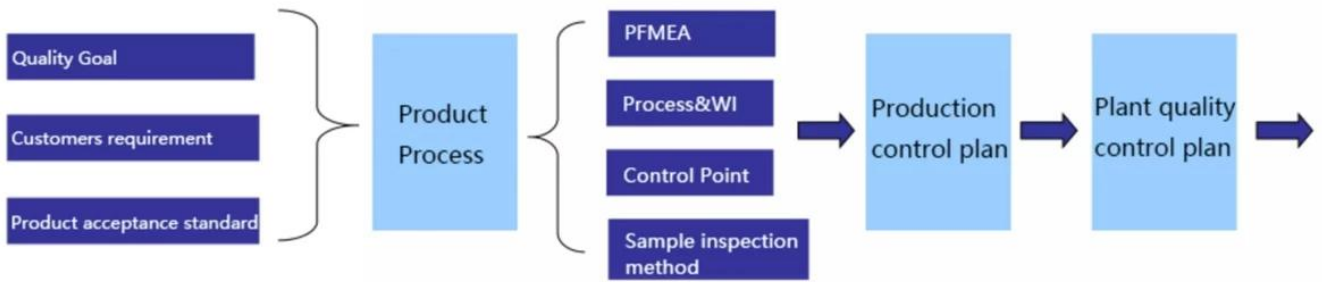
PCB Rigid-Flexible O-Leading











Market Share

CONSUMER ELECTRONICS

AUTOMOTIVE ELECTRONICS

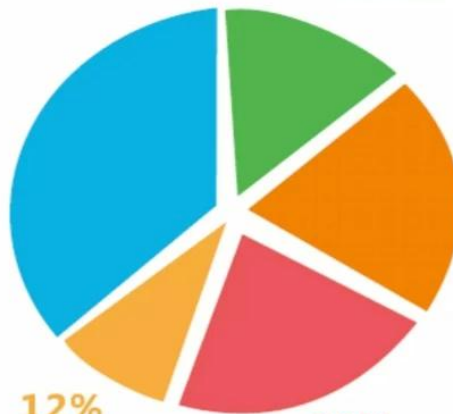
INDUSTRIAL CONTROL

INTELLECTUALIZED HOUSEHOLD CONTROL

OTHER



30%
CONSUMER ELECTRONICS



18%
INTELLECTUALIZED HOUSEHOLD CONTROL

20%
AUTOMOTIVE ELECTRONICS



12%
OTHER



20%
INDUSTRIAL CONTROL



فريقنا



Factory PCB



Automatic vacuum press machine



Drilling Machine



Pattern Plating Machine



Scrubbing Machine



Developing Machine



Routing Machine



High-speed flying probe machine



E-test Machine

Factory SMT



الشهادات

CICC INSPECTION CERTIFICATION



嘉泰认证

QUALITY MANAGEMENT SYSTEM CERTIFICATE

Certificate No: 18118Q10347R05

We hereby certify that

O-LEADING SUPPLY CHAIN(HK) CO.,LIMITED
 Credit No: 61691591-000-07-18-7
 Registration Add: FLAT/RM 1205 12/F TAI SANG BANK BUILDING 130-132 DES
 VOEUS BOAD CENTRAL HK
 Business Add: 1313, Floor 13, Fortune Building, Danshui Town, Huiyang
 District, Huizhou, Guangdong, China

Has implemented and maintains a **Quality Management System**
 Which fulfils the requirements of the following standards
GB/T19001-2016 idt ISO9001:2015

Scope of certification
 Sales of printed circuit boards

Initial issuance period: February 27, 2018
 Renewal date: April 22, 2019
 This certificate is valid during: April 22, 2019 ~ February 26, 2021
 This certificate is invalid without CICC qualified label in the following period


First supervision and audit	Second supervision and audit	Qualified mark
-----------------------------	------------------------------	----------------

The certification implementation scope does not include those production services which shall be obtained by the relevant effective administrative provisions and qualification provisions regulated by the state. The effectiveness of this certificate shall be notified by annual surveillance audits of CICC. The certificate shall be valid when used together with the surveillance audit certificate. The initial issuance of this certificate can be searched at the portal of CICC: www.cicc.com.cn. For the date of validity see above text.






CICC INSPECTION CERTIFICATION



嘉泰认证

质量管理体系认证证书

证书号: 18118Q10347R05

兹证明

诚领供应链(香港)有限公司
 统一社会信用代码: 61691591-000-07-18-7
 注册地址: 香港中環德輔道中 130-132 號大生銀行大廈 1205 室
 经营地址: 广东惠州惠阳淡水南亨西路财富大厦 13 楼 1313





建立的质量管理体系符合
GB/T19001-2016 idt ISO9001:2015 质量标准适用条款的要求

认证范围
 印刷线路板的销售

初次发证日期: 2018年02月27日
 换证日期: 2019年04月22日
 证书有效期: 自2019年04月22日至2021年02月26日
 在下列期限内, 未经 CICC 黏贴合格标贴, 本证书无效

第一次监审	第二次监审	贴标处
-------	-------	-----

本证书认证范围不包括未获得有效的国家规定的行政许可、资质许可的产品/服务范围。本证书通过CICC定期监督审核保持, 与年度《保持认证通知书》共同方为有效。本证书信息可在国家认监委网站: www.cnca.gov.cn及CICC网站www.cicc.com.cn查询。



Test Report

No. SZXEC1900530401 Date: 30 Mar 2019 Page 1 of 6

O-LEADING SUPPLY CHAIN (HK) CO., LIMITED

1313.FLOOR 13, FORTUNE BUILDING, DANSHUI TOWN, HUIYANG DISTRICT, HUIZHOU, GUANGDONG, CHINA

The following sample(s) was/were submitted and identified on behalf of the clients as : OSP

SGS Job No. : RP19-005089 - SZ
Date of Sample Received : 22 Mar 2019
Testing Period : 22 Mar 2019 - 30 Mar 2019
Test Requested : Selected test(s) as requested by client.
Test Method : Please refer to next page(s).
Test Results : Please refer to next page(s).

Conclusion : Based on the performed tests on submitted sample(s), the results of Lead, Mercury, Cadmium, Hexavalent chromium, Polybrominated biphenyls (PBBs), Polybrominated diphenyl ethers (PBDEs) and Phthalates such as Bis(2-ethylhexyl) phthalate (DEHP) , Butyl benzyl phthalate (BBP), Dibutyl phthalate (DBP) , and Diisobutyl phthalate (DIBP) comply with the limits as set by RoHS Directive (EU) 2015/863 amending Annex II to Directive 2011/65/EU.

Signed for and on behalf of
SGS-CSTC Standards Technical Services Co., Ltd. Shenzhen Branch

Tina
Tina Fan
Approved Signatory



Unless otherwise agreed in writing, this document is issued by the Company subject to its General Conditions of Service printed overleaf, available on request or accessible at http://www.sgs.com/terms-and-conditions.aspx and, for electronic format documents, subject to Terms and Conditions for Electronic Documents at http://www.sgs.com/terms-and-conditions/Electronic-Document.aspx. Attention is drawn to the limitation of liability, indemnification and jurisdiction issues defined therein. Any holder of this document is advised that unless he/she expressly agrees to the Company's liability at the time of its intended use, the limits of the Company's liability are restricted to the extent of the Company's liability under the transaction documents. This document cannot be reproduced or transmitted in any form or by any means, electronic or mechanical, including photocopying, recording, or by any information storage and retrieval system, without prior written approval of the Company. Any unauthorized alteration, forgery or falsification of the content or appearance of this document is unlawful and offenders may be prosecuted to the fullest extent of the law. Unless otherwise stated the results shown in this report refer only to the samples tested.
www.sgs.com.cn
SGS (China) Standards Technical Services Co., Ltd. Shenzhen Branch
Address: Shenzhen, China
Tel: +86-755-25208888 Fax: +86-755-83106190 www.sgs.com.cn
Member of the SGS Group (SGS SA)



Test Report

No. SZXEC1900530401 Date: 30 Mar 2019 Page 2 of 6

Test Results :

Test Part Description :

Table with 3 columns: Specimen No., SGS Sample ID, Description. Row 1: SN1, SZX19-005304.001, Green"PCB"

Remarks :

- (1) 1 mg/kg = 1 ppm = 0.0001%
(2) MDL = Method Detection Limit
(3) ND = Not Detected (< MDL)
(4) "-" = Not Regulated

RoHS Directive (EU) 2015/863 amending Annex II to Directive 2011/65/EU

Test Method : With reference to IEC 62321-4:2013+A1:2017, IEC 62321-5:2013, IEC 62321-7-2:2017, IEC 62321-6:2015 and IEC 62321-8:2017, analyzed by ICP-OES, UV-Vis and GC-MS.

Table with 5 columns: Test Item(s), Limit, Unit, MDL, 0/1. Lists various substances like Cadmium, Lead, Mercury, Hexavalent Chromium, PBBs, PBDEs, and Phthalates with their respective limits and detection results.



Unless otherwise agreed in writing, this document is issued by the Company subject to its General Conditions of Service printed overleaf, available on request or accessible at http://www.sgs.com/terms-and-conditions.aspx and, for electronic format documents, subject to Terms and Conditions for Electronic Documents at http://www.sgs.com/terms-and-conditions/Electronic-Document.aspx. Attention is drawn to the limitation of liability, indemnification and jurisdiction issues defined therein. Any holder of this document is advised that unless he/she expressly agrees to the Company's liability at the time of its intended use, the limits of the Company's liability are restricted to the extent of the Company's liability under the transaction documents. This document cannot be reproduced or transmitted in any form or by any means, electronic or mechanical, including photocopying, recording, or by any information storage and retrieval system, without prior written approval of the Company. Any unauthorized alteration, forgery or falsification of the content or appearance of this document is unlawful and offenders may be prosecuted to the fullest extent of the law. Unless otherwise stated the results shown in this report refer only to the samples tested.
www.sgs.com.cn
SGS (China) Standards Technical Services Co., Ltd. Shenzhen Branch
Address: Shenzhen, China
Tel: +86-755-25208888 Fax: +86-755-83106190 www.sgs.com.cn
Member of the SGS Group (SGS SA)



ZPMV2.E490354 - WIRING, PRINTED - COMPONENT

Wiring, Printed - Component

See General Information for Wiring, Printed - Component

O-LEADING SUPPLY CHAIN (HK) CO LTD

E490354

ROOM 1205, 12/F
TAI SANG BANK BLDG
130-132 DES VOEUS ROAD
CENTRAL, HONG KONG

Type	Cond Width			SS/ DS/ DSO	Max	Max		Meets UL796	C T	
	Min	Cond	Area		Solder	Oper	Flame			
	mm(in)	Edge Thk	Diam		Limits	Temp				Class
Multilayer (mass laminate) printed wiring boards.										
O-LEADING-401	0.1 (0.004)	0.3 (0.012)	34 (1.34)	DS	12.7 (0.5)	260	10	130	V-0	-
O-LEADING-407	0.08 (0.003)	0.2 (0.008)	17 (0.67)	DS	9.7 (0.4)	260	10	130	V-0	All
Multilayer printed wiring boards.										
O-LEADING-408	0.125 (0.005)	0.125 (0.005)	12 (0.47) Int:136	DS	50.8 (2.0)	280	20	130	V-0	All *
Single layer printed wiring boards.										
O-LEADING-002	0.38 (0.015)	1.14 (0.045)	34 (1.34)	SS	19.1 (0.8)	260	10	105	V-0	All -
O-LEADING-003	0.38 (0.015)	1.14 (0.045)	34 (1.34)	SS	19.1 (0.8)	260	10	130	V-0	▲ -
O-LEADING-033	0.15 (0.006)	0.3 (0.012)	34 (1.34)	SS	25.4 (1.0)	260	10	120	V-0	All -
O-LEADING-205	0.1 (0.004)	0.3 (0.012)	34 (1.34)	DS	69.6 (2.7)	260	10	130	V-0	All -
O-LEADING-206	0.15 (0.006)	0.33 (0.013)	17 (0.67)	DS	69.6 (2.7)	260	10	130	V-0	All -
O-LEADING-D01	0.14 (0.006)	0.15 (0.006)	33 (1.30)	DS	25.4 (1.0)	260	10	130	V-0	All *
O-LEADING-S01	0.25 (0.010)	0.25 (0.010)	17 (0.67)	SS	25.4 (1.0)	260	4	130	V-0	All *

WIRING, PRINTED - COMPONENT | UL Product iQ

O-LEADING-S02	0.2 (0.008)	0.2 (0.008)	17 (0.67)	SS	25.4 (1.0)	260	4	130	HB	▲ *
O-LEADING-S03	0.25 (0.010)	0.25 (0.010)	34 (1.34)	SS	25.4 (1.0)	260	4	130	V-0	All *

* - CTI marking is optional and may be marked on the printed wiring board.

Marking: Company name or file number and type designation. May be followed by a suffix to denote factory identification or burning test classification.

并不是所有出现在本数据库中的公司名称和产品都满足了UL跟踪检验服务的要求。只有带有UL标志的产品，才应该被视为经过UL认证，并满足UL跟踪检验服务的要求。注意查看产品上的标志。

UL允许在线认证目录中所含材料的复制遵循以下条件：1.指南信息、装配、构造、设计、系统和/或认证（文件）必须在不篡改任何数据（或图纸）的情况下完整且无误导性地呈现。2.经UL允许从在线认证目录转载声明必须出现在所提取材料的邻近位置。此外，转载材料必须包含以下格式的版权声明：“© 2019 UL LLC”

القدرة العملية

القدرة العملية	1 32- 32
القدرة العملية	1 / 3oz-12oz
القدرة العملية / القدرة العملية	3.0 3.0 / 3.0
القدرة العملية / القدرة العملية	4.0 4.0 / 4.0
القدرة العملية	10: 1
القدرة العملية	0.2 5.0 - 5.0
القدرة العملية (القدرة العملية)	635 * 1500
القدرة العملية	4
القدرة العملية Plated	+/- 3
Blind / Buried Vias (AII)	
القدرة العملية (القدرة العملية)	
القدرة العملية	FR-4 FR-4hg Tg. Rogers
القدرة العملية	HASL OSP ENIG HAL-LF Immersion silver

القدرة العملية SMT

القدرة العملية	FR-4 CEM-1 CEM-3
القدرة العملية	510x460
القدرة العملية	50x50
القدرة العملية	0.5 4.5 - 4.5
القدرة العملية	0.5-4
القدرة العملية	0201
القدرة العملية	0603
القدرة العملية	15
القدرة العملية	0.3
القدرة العملية	0.4
القدرة العملية	+/- 0.03

التعبئة والتغليف والتسليم

Shipping service



Quick Turn Lead Time		
Layer Count:	Lead Tim	Special Requirement
1L/2L	2-3days	24 Hours,48 Hours
4L	3-4days	48 Hours
6L	4-5days	72 Hours
8L	5-6days	NA
10L	6-7days	NA
12L	7-8days	NA
14L	8-9days	NA

Standard Lead Time		
Layer Count:	Sample Lead Time	Volume order lead time
2L	4 days	10 days
4L	5 days	11 days
6L	6 days	12 days
8L	8 days	14 days
10L	10 days	16 days
12L	12 days	18 days
14L	14 days	20 days
16-32L	18 days	24 days

التعليمات

1. اختبار O-Leading

يتم اختبار O-Leading في جميع المراحل الإنتاجية وفقاً للمواصفات القياسية ISO 9001: 2008. يتم اختبار O-Leading في جميع المراحل الإنتاجية وفقاً للمواصفات القياسية ISO 9001: 2008. يتم اختبار O-Leading في جميع المراحل الإنتاجية وفقاً للمواصفات القياسية ISO 9001: 2008. يتم اختبار O-Leading في جميع المراحل الإنتاجية وفقاً للمواصفات القياسية ISO 9001: 2008. يتم اختبار O-Leading في جميع المراحل الإنتاجية وفقاً للمواصفات القياسية ISO 9001: 2008.

2 O-Leading

يتم اختبار O-Leading في جميع المراحل الإنتاجية وفقاً للمواصفات القياسية ISO 9001: 2008. يتم اختبار O-Leading في جميع المراحل الإنتاجية وفقاً للمواصفات القياسية ISO 9001: 2008. يتم اختبار O-Leading في جميع المراحل الإنتاجية وفقاً للمواصفات القياسية ISO 9001: 2008. يتم اختبار O-Leading في جميع المراحل الإنتاجية وفقاً للمواصفات القياسية ISO 9001: 2008. يتم اختبار O-Leading في جميع المراحل الإنتاجية وفقاً للمواصفات القياسية ISO 9001: 2008.

.3 O-Leading

FR4 Rogers Arlon Telfon / PI

.4

4.1 4.2 PCB Gerber.

4.3 PCB PCBA.

4.4

4.5

.5

AOI PTH AOI E / T

.6 HDI

VCP LDI

LDI Screen Hitachi

.7

ENIG OSP LF-HASL OSP ENIG + ENIG HDI OSP OSP + ENIG BGA PAD 0.3

.8 FPC O-Leading SMT

8 2000mm * 240mm "Flex Flexability" SMT

- 9

.10 PCB PWB FPC

PWB Wire Wire Board FPC

.11 PCB

Tg CTE 250

.00000 000 00000 50 00000

000 00000 000000 / 000000 00000 000 0000 0000000 000 0 0000000000 000000 000 000000 0 000 000000
00000000 000000000 000000000 00000000 00000000 00000000 0 0000000 00000 0000000 000000 00000000 000000
0000000 000000 00000000 000000 00000 00000000 0000000 0000000 0 00000 0000000 000000 00000000 000000
.00000000

0000000 000000 000000000 000000 000000 00 00 **.12 ridid-flex** 0000000

000000 PCB 00 0000000 000000 O-00 00 000000000 000000000 FPC 0 PCB 0 0000000000 0000 00 0000000000 00000 00000
0 0000000 0000000000 00000000 000000 00 000000 00 00000 0 0000 000000 000000 000000 00000 00000 000000000 0000 .00000000
.00000000 00000000 00000000 0000 00000000

00000000000 000000 00000 0000 **.13**

0000000000 000000 0000 00000000000 0000000000 00 00000000 00000 000000 0000 0 000000 soft 00000000 CITS 500s 00
POLAR INSTRUMENTS.

0000000000 000000 00000 00000000 00000000 000000 0000000000 00000000 000000 000000 00000000 0000000 000000.